

BE QUICK OR BE DEAD

Words & Music by Bruce Dickinson & Janick Gers

(♩ = 246)

[G]

Voice

Drum intro.

Guitar 1

Guitar 1
Tablature

Guitar 2

Guitar 2
Tablature

Guitar 3

Guitar 3
Tablature

Cm [G]

Cm [G]

Gtr. 3

Gtr. 3
Tab.

0:11

Aagh

Cm [G]

Vx.

Gtr. 3

Gtr. 3
Tab.

Vx. *um*
 - vest pull - ing our self lives stu - pid, in your schemes and your pow-ers. blind.
 your - self rob your - self

Gtr. 3

Gtr. 3 Tab.

0:34
1:59

Vx.
 You've got to watch them be quick or be dead,

Gtr. 3

Gtr. 3 Tab.

Cm Bb F

Vx.
 snake eyes in hea - ven the thief's in your head.

Gtr. 3

Gtr. 3 Tab.

Cm Bb Eb Bb/D Eb

Vx.
 You've got to watch them be quick or be dead,

Gtr. 3

Gtr. 3 Tab.

Cm Bb F

Vx. snake eyes in hea - ven the thief's in your head.

Gtr. 3

Gtr. 3 Tab.

Vx. Be quick or be

Gtr. 3

Gtr. 3 Tab.

Vx. dead, be quick, quick *echo*

Gtr. 3

Gtr. 3 Tab.

0:56
2:21

Vx. or be dead, dead, dead, dead. *2nd time to Coda* \oplus **F**

Gtr. 2

Gtr. 2 Tab.

Gtr. 3

Gtr. 3 Tab.

2nd time

Vx. *Gm* See what's rul - ing all our lives, *F* see who's pull - ing strings. *Gm*

Gtr. 3

Gtr. 3 Tab.

Vx. *F* See what's rul - ing all our lives, *Gm* see who *F*

Gtr. 3

Gtr. 3 Tab.

Vx. *Gm* pulls the strings. *Bb* I bet you won't fall on your face, *F* your *Cm* *Gm* *Bb* *F* *Gm*

Gtr. 3

Gtr. 3 Tab.

Vx. *Bb* *F* *Cm* *Gm* *Bb* *Cm* *Dm* *Eb* *F*
bel - ly will hold you in place.

Gtr. 3

Gtr. 3 Tab.

Vx.

Gtr. 3

Gtr. 3 Tab.

Cm [G]

Vx.

Gtr. 3

Gtr. 3 Tab.

Cm [G]

1:37

Gtr. 3

Gtr. 3 Tab.

Cm [G]

Gtr. 3

Gtr. 3 Tab.

D. al Coda
Gm

Cm

The

Vx.

Gtr. 3

Gtr. 3 Tab.

Gtr. 2

Gtr. 2 Tab.

Gtr. 3

Gtr. 3 Tab.

Cm

Gtr. 2

Gtr. 2 Tab.

Gtr. 3

Gtr. 3 Tab.

2:36

Bb Ab Cm

Gtr. 2

Gtr. 2 Tab.

Gtr. 3

Gtr. 3 Tab.

Gtr. 2

Gtr. 2 Tab.

Gtr. 3

Gtr. 3 Tab.

Gtr. 2

Gtr. 2 Tab.

Gtr. 3

Gtr. 3 Tab.

Bb Ab

2:44

Dm

8va

F

Gtr. 1

Gtr. 1 Tab.

Gtr. 2

Gtr. 2 Tab.

Gtr. 3

Gtr. 3 Tab.

8va

Gtr. 1 *sim.*

Gtr. 1 Tab.

Gtr. 3

Gtr. 3 Tab.

(8va) C Bb 2:51 Dm

Gtr. 1

Gtr. 1 Tab.

Gtr. 3

Gtr. 3 Tab.

(8va) F Dm

Gtr. 1

Gtr. 1 Tab.

Gtr. 3

Gtr. 3 Tab.

(8va) C Bb

Gtr. 1

Gtr. 1 Tab.

Gtr. 3

Gtr. 3 Tab.

Vx. You've got to watch them be quick or be dead,

Gtr. 1 (8va)

Gtr. 1 Tab. 20 20

Gtr. 3

Gtr. 3 Tab.

Vx. Cm snake eyes in hea - ven the thief's in your head. Bb Eb Bb/D Eb

Gtr. 3

Gtr. 3 Tab.

Vx. Cm You've got to watch them be quick or be Bb

Gtr. 3

Gtr. 3 Tab.

Vx. dead, snake eyes in hea - ven the

Gtr. 3

Gtr. 3 Tab.

Bb Eb Bb/D Eb [G]

Vx. thief's in your head.

Gtr. 3

Gtr. 3 Tab.

Vx. Be quick

Gtr. 3

Gtr. 3 Tab.

Vx. or be dead, be quick.

Gtr. 3

Gtr. 3 Tab.

FROM HERE TO ETERNITY

Words & Music by Steve Harris

(♩ = 146)

D5

C5

B5

C5

D5

C5

D5

Voice

Guitar 1

Guitar 1
Tablature

Guitar 2

Guitar 2
Tablature

Guitar 3

Guitar 3
Tablature

Gtr. 3

Gtr. 3
Tab.

Gtr. 2

Gtr. 2
Tab.

Gtr. 3

Gtr. 3
Tab.

Gtr. 2

Gtr. 2 Tab.

Gtr. 3

Gtr. 3 Tab.

Bb5 C5 D5 C5 E5

Gtr. 2

Gtr. 2 Tab.

Gtr. 3

Gtr. 3 Tab.

8va

0:26
1:02

E5 D5 C5 D5

Vx.

Gtr. 3

Gtr. 3 Tab.

She fell in love with his grea - sy ma - chine, she leaned o - ver wiped his
 She must be hav - ing one of her cra - zy dreams, she'd ne - ver sat on a

Vx. kick - start clean, — she'd ne - ver seen the beast be - fore, but
 piece so mean, — it made her feel like she's on cloud nine, —

Gtr. 3

Gtr. 3 Tab.

0:38
1:14

D5 [E]

E5

D5

Vx. she left there want - ing more, more, more. When she was walk - ing on
 she e - ven thought she heard the en - gine sigh. — But like all dreams that

Gtr. 3

Gtr. 3 Tab.

C5

D5

C5

E5

Vx. down the road, — she heard a sound that made her heart ex - plode, —
 come to an end, — they took a tum - ble at the de - vil's bend, —

Gtr. 3

Gtr. 3 Tab.

D5

C5

[E]

Vx. he whisp-ered to her to get on the back, 'I'll take you on a ride — from here to e - ter - ni - ty.' Hell
 the beast and Char-lotte they were two of a kind, they'd al - ways take the line from here to e - ter - ni - ty.

Gtr. 3

Gtr. 3 Tab.

Vx. ain't a bad place, hell is from here to e - ter - ni - ty. Hell

Gtr. 3

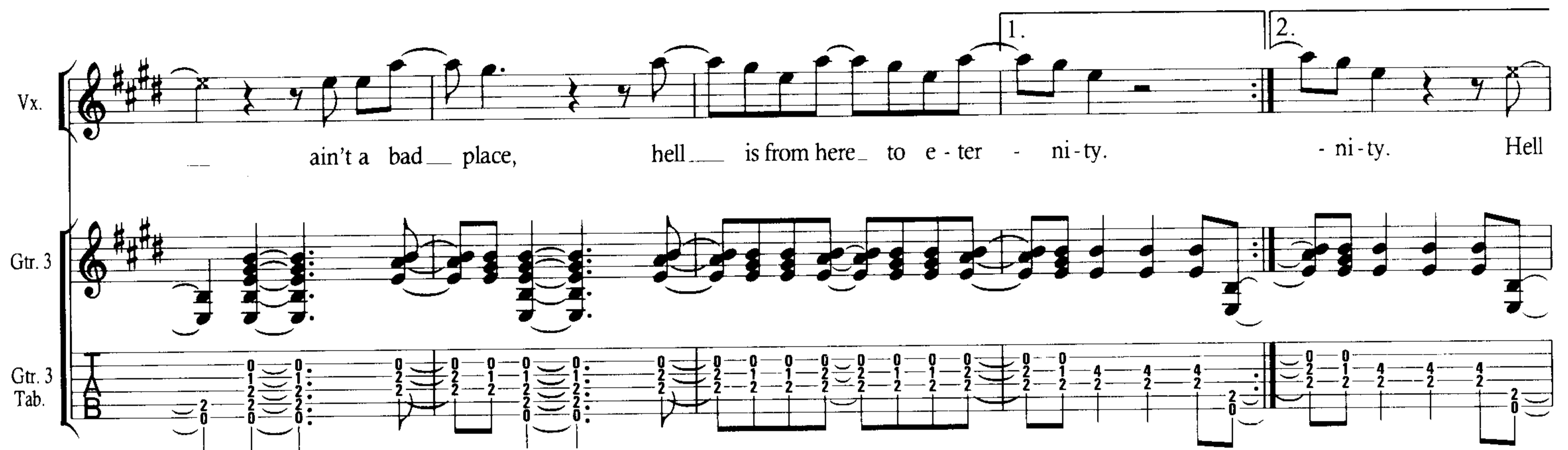
Gtr. 3 Tab.



Vx. ain't a bad place, hell is from here to e - ter - ni - ty. - ni - ty. Hell

Gtr. 3

Gtr. 3 Tab.




1:39

Vx. ain't a bad place, hell is from here to e - ter - ni - ty. Hell

Gtr. 3

Gtr. 3 Tab.



Vx. ain't a bad place, hell is from here to e - ter - ni - ty. Ya

Gtr. 3

Gtr. 3 Tab.



Vx. Yee ah Mm ah

Gtr. 3

Gtr. 3 Tab.

D5 C5 D5 E5 D5 E5

Vx. Here... they come

Gtr. 3

Gtr. 3 Tab.

2:04 D5 C#5 D5 E5 D5 E5

Vx. Start your en-gines

Gtr. 1

Gtr. 1 Tab.

Gtr. 3

Gtr. 3 Tab.

Gtr. 1

Gtr. 1 Tab.

Gtr. 2

Gtr. 2 Tab.

Gtr. 3

Gtr. 3 Tab.



Vx.

Gtr. 1

Gtr. 1 Tab.

Gtr. 2

Gtr. 2 Tab.

Gtr. 3

Gtr. 3 Tab.

C5 D5 E5 D5 E5

8va

Gtr. 2

Gtr. 2 Tab.

Gtr. 3

Gtr. 3 Tab.

D5

E5

(8va)

Gtr. 2

Gtr. 2 Tab.

Gtr. 3

Gtr. 3 Tab.

D5

C5

(8va)

Gtr. 2

Gtr. 2 Tab.

Gtr. 3

Gtr. 3 Tab.

Gtr. 1

Gtr. 1 Tab.

(8va)

Gtr. 2

Gtr. 2 Tab.

Gtr. 3

Gtr. 3 Tab.

Gtr. 1

Gtr. 1 Tab.

Gtr. 3

Gtr. 3 Tab.

2:28

sim.

C5

Bb

Gtr. 1

Gtr. 1 Tab.

Gtr. 3

Gtr. 3 Tab.

C5

D5

8va

Gtr. 1

Gtr. 1 Tab.

Gtr. 3

Gtr. 3 Tab.

C5

D5

E5

Vx.

Hell

Gtr. 1

Gtr. 1 Tab.

Gtr. 3

Gtr. 3 Tab.

2:40

[E]

Vx.

ain't a bad place, hell is from here to e - ter -

Gtr. 3

Gtr. 3 Tab.

Vx. ni - ty. Hell ain't a bad place, hell

Gtr. 2 *8va*

Gtr. 2 Tab.

Gtr. 3

Gtr. 3 Tab.

Vx. is from here to e - ter - ni - ty. Hell ain't a bad

Gtr. 2 *8va*

Gtr. 2 Tab.

Gtr. 3

Gtr. 3 Tab.

Vx. place, hell is from here to e - ter - ni - ty. Hell

Gtr. 2 *8va*

Gtr. 2 Tab.

Gtr. 3

Gtr. 3 Tab.

Vx. *ain't a bad place, hell is from here to e - ter -*

Gtr. 2 *(8va)*

Gtr. 2 Tab.

Gtr. 3

Gtr. 3 Tab.

3:05

Vx. *- ni - ty. Hell ain't a bad place,*

Gtr. 2

Gtr. 2 Tab.

Gtr. 3

Gtr. 3 Tab.

(♩ = 108)

Vx. *hell is from here to e - ter - ni -*

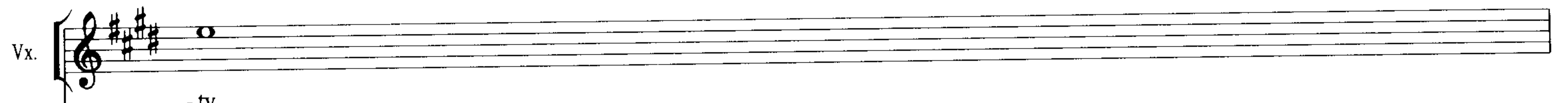
Gtr. 2 *8va*


Gtr. 2 Tab.


Gtr. 3


Gtr. 3 Tab.

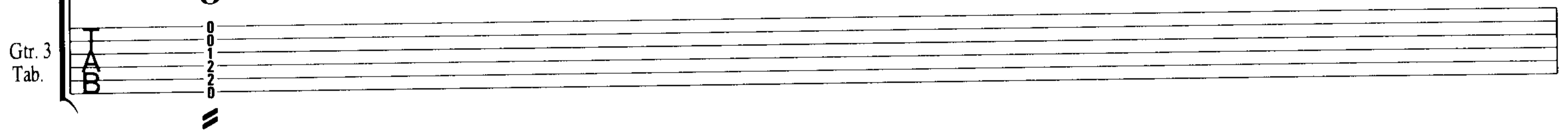
[E]


Vx. 


Gtr. 2 


Gtr. 2 Tab. 


Gtr. 3 

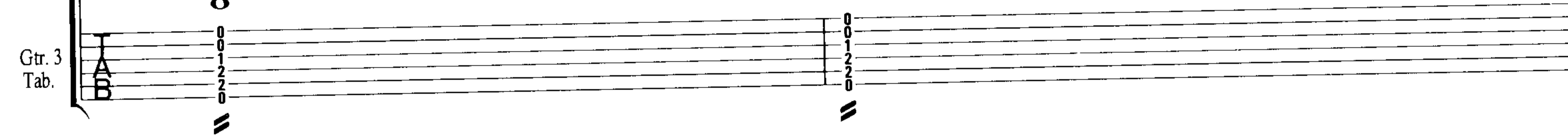
Gtr. 3 Tab. 


Vx. 


Gtr. 2 


Gtr. 2 Tab. 

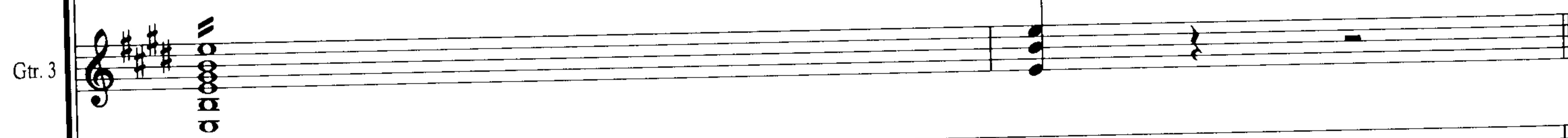
Gtr. 3 


Gtr. 3 Tab. 

Vx. 

Gtr. 2 

Gtr. 2 Tab. 

Gtr. 3 

Gtr. 3 Tab. 

AFRAID TO SHOOT STRANGERS

Words & Music by Steve Harris

(♩ = 51)
E

G

Voice

Guitar 1

Guitar 1
Tablature

Guitar 2

Guitar 2
Tablature

Guitar 3

Guitar 3
Tablature



C#m

B

© Copyright 1992 Iron Maiden Publishing (Overseas) Limited
(administered by Zomba Music Publishers Limited, 165-167 High Road, Willesden, London NW10).
All Rights Reserved. International Copyright Secured.

Gtr. 2

Gtr. 2 Tab.

Gtr. 3

Gtr. 3 Tab.

Gtr. 2

Gtr. 2 Tab.

Gtr. 3

Gtr. 3 Tab.

C#m **B** **G#m**

0:36

Vx.

Gtr. 3

Gtr. 3 Tab.

E **C#m**

Ly - ing a - wake at night I wipe the sweat from my brow, but it's not the

Vx. fear 'cos I'd ra - ther go now. _

Gtr. 3

Gtr. 3 Tab.

Vx. Try - ing to vis - ual - ise the hor - rors that will lay a-head, the des - ert sand

Gtr. 3

Gtr. 3 Tab.

Vx. mound, a bu - ri-al ground. When it

Gtr. 3

Gtr. 3 Tab.

Vx. comes to the time are we part - ners in crime? When it comes to the

Gtr. 3

Gtr. 3 Tab.

Vx. time we'll be read - y to die.

Gtr. 3

Gtr. 3 Tab.

1:30

E C#m

Vx. God let us go now and fin - ish what's to be done, thy king-dom

Gtr. 3

Gtr. 3 Tab.

D B

Vx. come, thy shall be done on earth.

Gtr. 3

Gtr. 3 Tab.

E C#m

Vx. Try - ing to jus - ti - fy to our - selves the rea - sons to go, should we live and let

Gtr. 3

Gtr. 3 Tab.

Vx. live, for-get or for - give. But

Gtr. 3

Gtr. 3 Tab.

2:07

Vx. how can we let them go on this way? The

Gtr. 3

Gtr. 3 Tab.

c D \flat B \flat c

Vx. reign of ter - ror cor - rup - tion must end, and we

Gtr. 3

Gtr. 3 Tab.

D \flat B \flat c

Vx. know deep down there's no o - ther way, no

Gtr. 3

Gtr. 3 Tab.

c D \flat B \flat c

Vx. *trust, no rea-son-ing, no more to say.*

Gtr. 3

Gtr. 3 Tab.

2:43 (♩ = 80)

Guitar 1 doubles

Gtr. 2

Gtr. 2 Tab.

Gtr. 3

Gtr. 3 Tab.

Gtr. 2

Gtr. 2 Tab.

Gtr. 3

Gtr. 3 Tab.

Gtr. 2

Gtr. 2 Tab.

Gtr. 3

Gtr. 3 Tab.

Gtr. 2

Gtr. 2 Tab.

Gtr. 3

Gtr. 3 Tab.

3:20

F#m D E D E F#m D

Vx.

A-fraid to shoot stran - gers, _____

Gtr. 2

Gtr. 2 Tab.

Gtr. 3

Gtr. 3 Tab.

E B C#m F#m D E D E

Vx.

a-fraid to shoot stran - gers. _____

Gtr. 2

Gtr. 2 Tab.

Gtr. 3

Gtr. 3 Tab.

Gtr. 2

Gtr. 2
Tab.

Gtr. 3

Gtr. 3
Tab.



3:44

(♩ = 228)

Em

D

C

Gtr. 3

Gtr. 3
Tab.



Em

D

C

Gtr. 3

Gtr. 3
Tab.



D

A

B

Gtr. 3

Gtr. 3
Tab.



Em

D

C

Gtr. 3

Gtr. 3
Tab.

Em
8va

Gtr. 2

Gtr. 2 Tab.

Gtr. 3

Gtr. 3 Tab.

Em
(8va)

D *C* *8va*

Gtr. 2

Gtr. 2 Tab.

Gtr. 3

Gtr. 3 Tab.

D
(8va)

A *D*

Gtr. 2

Gtr. 2 Tab.

Gtr. 3

Gtr. 3 Tab.

Em

Gtr. 1

Gtr. 1 Tab.

Gtr. 2

Gtr. 2 Tab.

Gtr. 3

Gtr. 3 Tab.

4:19

Em

C

D

Gtr. 1

Gtr. 1 Tab.

Gtr. 2

Gtr. 2 Tab.

Gtr. 3

Gtr. 3 Tab.

Gr. 1

Gr. 1 Tab.

Gr. 2

Gr. 2 Tab.

Gr. 3

Gr. 3 Tab.

Detailed description of system 1: This system contains measures 1 through 4. Gtr. 1 (melody) starts with a quarter rest, followed by quarter notes G4, A4, B4, and C5. Gtr. 1 Tab. shows fret numbers 8, 10-12, 12, 12, 12, 12, 8, 10, 10-12, 10, 8, 8. Gtr. 2 (melody) has quarter notes G4, A4, B4, C5, D5, E5, F#5, G5, A5, B5, C6. Gtr. 2 Tab. shows fret numbers 9, 10-12, 12, 12, 12, 12, 9, 9, 11, 12, 11, 9, 9. Gtr. 3 (chords) shows a sequence of chords: G4, A4, B4, C5, D5, E5, F#5, G5. Gtr. 3 Tab. shows fret numbers 9, 9, 9, 9, 9.



Gr. 1

Gr. 1 Tab.

Gr. 2

Gr. 2 Tab.

Gr. 3

Gr. 3 Tab.

C

D

Em

Detailed description of system 2: This system contains measures 5 through 8. Gtr. 1 (melody) has quarter notes G4, A4, B4, C5, D5, E5, F#5, G5, A5, B5, C6. Gtr. 1 Tab. shows fret numbers 8, 8, 10, 10-12, 10, 8, 8, 7, 10-12, 10, 8, 8, 7, 8, 10-12, 12, 12. Gtr. 2 (melody) has quarter notes G4, A4, B4, C5, D5, E5, F#5, G5, A5, B5, C6. Gtr. 2 Tab. shows fret numbers 9, 9, 9, 11, 12, 11, 9, 9, 12, 12, 11, 9, 9, 12, 9, 10-12, 12, 12. Gtr. 3 (chords) shows chords: C, D, Em, G5. Gtr. 3 Tab. shows fret numbers 9, 5, 7, 9, 9.

8va

Gtr. 1

Gtr. 1 Tab.

Gtr. 2

Gtr. 2 Tab.

Gtr. 3

Gtr. 3 Tab.

G (8va)

Am

Gtr. 1

Gtr. 1 Tab.

Gtr. 2

Gtr. 2 Tab.

Gtr. 3

Gtr. 3 Tab.

Gtr. 1

Gtr. 1 Tab.

Gtr. 2

Gtr. 2 Tab.

Gtr. 3

Gtr. 3 Tab.



Em

Vx.

Gtr. 1

Gtr. 1 Tab.

Gtr. 2

Gtr. 2 Tab.

Gtr. 3

Gtr. 3 Tab.

Vx. - fraid, a - fraid to shoot stran - gers, a - fraid.

Gtr. 3

Gtr. 3 Tab.

Vx. A - fraid to shoot stran - gers, a - fraid.

Gtr. 3

Gtr. 3 Tab.

D Em Am G C D

Vx. - fraid to shoot stran - gers, a - fraid. A - fraid to shoot stran - gers, a -

Gtr. 3

Gtr. 3 Tab.

C D Am G D E D E Am G

Vx. - fraid. A - fraid to shoot stran - gers, a - fraid. A -

Gtr. 3

Gtr. 3 Tab.

D Em D E Am G D Em

Vx. *D Em Am G*
 - fraid to shoot stran - gers, a - fraid. A - fraid to shoot stran -

Gtr. 3

Gtr. 3 Tab.

G D Em D Em Am G

Vx.
 gers, a - fraid. A - fraid to shoot stran - gers.

Gtr. 3

Gtr. 3 Tab.

5:26 Em 8va D C

Gtr. 2

Gtr. 2 Tab.

Gtr. 3

Gtr. 3 Tab.

Em D C 8va

Gtr. 1

Gtr. 1 Tab.

Gtr. 2 *(8va)*

Gtr. 2 Tab.

Gtr. 3

Gtr. 3 Tab.

Gtr. 1

Gtr. 1 Tab.

Gtr. 3

Gtr. 3 Tab.

A (8va) B Em

Gtr. 1

Gtr. 1 Tab.

Gtr. 3

Gtr. 3 Tab.

sim.

(8va) D rit. C

Gtr. 1

Gtr. 1 Tab.

Gtr. 3

Gtr. 3 Tab.

5:42 (♩ = 81)

Guitar 1 doubles

Gtr. 2

Gtr. 2 Tab.

Gtr. 3

Gtr. 3 Tab.

F#m D E D E F#m D

Gtr. 2

Gtr. 2 Tab.

Gtr. 3

Gtr. 3 Tab.

Gtr. 2

F#m D E B C#m F#m D

Gtr. 2 Tab.

Gtr. 3

Gtr. 3 Tab.

Gtr. 2

E D E F#m D E B C#m

Gtr. 2 Tab.

Gtr. 3

Gtr. 3 Tab.

Vx. *A-fraid to shoot stran - gers. _____*

Gtr. 2

Gtr. 2 Tab.

Gtr. 3

Gtr. 3 Tab.

E B C#m F#m D E D E

Vx. *A-fraid to shoot stran - gers. _____* *A-fraid to shoot stran - gers. _____*

Gtr. 2

Gtr. 2 Tab.

Gtr. 3

Gtr. 3 Tab.

rit.

F#m D E B C#m F#m

Vx. *A-fraid to shoot stran - gers. _____*

Gtr. 2

Gtr. 2 Tab.

Gtr. 3

Gtr. 3 Tab.

FEAR IS THE KEY

Words & Music by Bruce Dickinson & Janick Gers

(♩ = 93)

[E]

Voice

Drum intro.

Guitar 1

Guitar 1
Tablature

Guitar 2

Guitar 2
Tablature

Guitar 3

Guitar 3
Tablature

Gtr. 2

Gtr. 2 Tab.

Gtr. 3

Gtr. 3 Tab.

Vx.

Gtr. 3

Gtr. 3 Tab.

We

0:32
1:31

[E]

Vx.

Gtr. 3

Gtr. 3 Tab.

live our lives in fe - ver, in a chok-ing sweat of fear.
hear your se - cret heart - beat, I can hear your si - lent cries.

Vx.

Gtr. 3

Gtr. 3 Tab.

In the heat of the night you can feel so much, in the
The kids have lost their free - dom and

Vx.

Gtr. 3

Gtr. 3 Tab.

E D C D E D C D

Vx.

Gtr. 3

Gtr. 3 Tab.

E C D [E]

Vx.

Gtr. 3

Gtr. 3 Tab.

Vx. *we live in fe - ver, we live in we live*

Gtr. 1 *2nd time*
8va

Gtr. 1 Tab.

Gtr. 2 *1st time*

Gtr. 2 Tab.

Gtr. 3

Gtr. 3 Tab.

Vx. *fe - ver. I in fe - ver.*

Gtr. 1

Gtr. 1 Tab.

Gtr. 2

Gtr. 2 Tab.

Gtr. 3

Gtr. 3 Tab.

1. A G 2. [E]

Vx. Now we live in a world of un-cer-tain-ty, fear is the key to what you want to be. You

Gtr. 3

Gtr. 3 Tab.

Vx. don't get a say, the ma - jo-ri-ty gets its way, you're out - num-bered by the bas - tards 'til the day you die.

Gtr. 3

Gtr. 3 Tab.

Vx. [E]

ad lib. harmonics and feedback with trem. bar and echo

Gtr. 1

Gtr. 3

Gtr. 3 Tab.

Gtr. 1

Gtr. 3

Gtr. 3 Tab.

Gtr. 1

Gtr. 2

Gtr. 2 Tab.

Gtr. 3

Gtr. 3 Tab.

E D C D E C D

Vx.

Gtr. 2

Gtr. 2 Tab.

Gtr. 3

Gtr. 3 Tab.

3:26

(♩ = 156)

Am7 Em/A A69

Vx.

hear your si - lent heart-beat and I hear your si - lent cries. Oh

Gtr. 3

Gtr. 3 Tab.


Vx.  ~ ~ ~ lies and lies.


Gtr. 3 

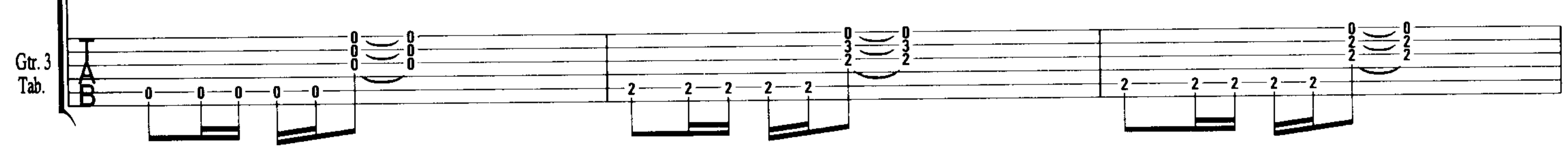
Gtr. 3 Tab. 

3.38

Em/A Bm11 A/B

Vx.  The kids have lost their free-dom and no-bo-dy cares 'til

Gtr. 3 

Gtr. 3 Tab. 

Bm11 A/B Am7

Vx.  some-bo-dy fa-mous dies. They're tell-ing lies and lies

Gtr. 3 

Gtr. 3 Tab. 

Em/A A69 Em/A A5 C5

Vx.  and lies and lies and lies and lies and lies and lies. Oh

Gtr. 3 

Gtr. 3 Tab. 

Vx. *Aagh* *Ha, ha, ha*

Gtr. 3

Gtr. 3 Tab.

3:57

A69 Em/A Am7

Vx. I re - mem - ber a time when we used and a - bused,

Gtr. 3

Gtr. 3 Tab.

Em/A A69 Em/A

Vx. ~ ~ ~ lies.

Gtr. 3

Gtr. 3 Tab.

Bm11 A/B Bm11

Vx. I re - mem - ber a time when we thought that pas - sion was

Gtr. 3

Gtr. 3 Tab.

Vx. free, _____ but it was just lies _____ and lies _____ and lies _____ and lies _____

Gtr. 3

Gtr. 3 Tab.

A69 Em/A A5 C5

Vx. and lies _____ and lies _____ and lies _____ In the

Gtr. 3

Gtr. 3 Tab.

B5 D5 C5 E5 D#5 G5 F#5

Vx. night, _____ oh, _____ Aagh _____

Gtr. 3

Gtr. 3 Tab.

A5 C5 B5 D5 C5 rit. E5 D#5 G5 F#5

Vx. _____

Gtr. 3

Gtr. 3 Tab.

[E]

Vx.  We

Gtr. 2 

Gtr. 2 Tab. 

Gtr. 3 

Gtr. 3 Tab. 



Vx.  live in fe - ver. We live in

Gtr. 2 

Gtr. 2 Tab. 

Gtr. 3 

Gtr. 3 Tab. 

Vx. *fe - ver.* *We live in fe - ver.*

Gtr. 2

Gtr. 2 Tab.

Gtr. 3

Gtr. 3 Tab.



Vx.

Gtr. 2

Gtr. 2 Tab.

Gtr. 3

Gtr. 3 Tab.

Vx. Now we're liv-ing in, in a

Gtr. 2

Gtr. 2 Tab.

Gtr. 3

Gtr. 3 Tab.

Vx. world of un-cer-tain-ty, fear is the key to what you want to be. You don't get a say, the ma-

Gtr. 3

Gtr. 3 Tab.

Vx. -jo-ri-ty gets its way, you're out - num-bered by the bas-tards 'til the day_ you die.

Gtr. 3

Gtr. 3 Tab.

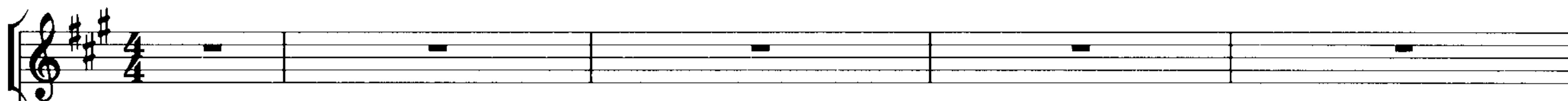
CHILDHOOD'S END

Words & Music by Steve Harris

(♩ = 88) F#m

D

Voice



Staff with rests for the voice part.

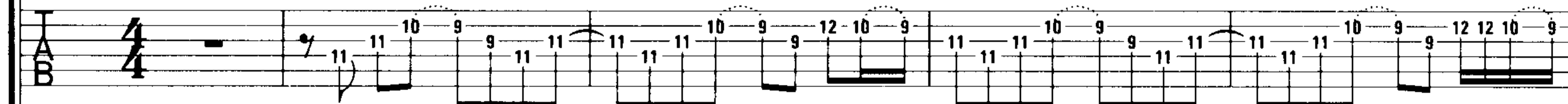
reverse cymbal
fade in

Guitar 1



Guitar 1 staff with musical notation.

Guitar 1
Tablature



Guitar 1 Tablature with fret numbers: 11, 10, 9, 9, 11, 11, 11, 11, 10, 9, 9, 12, 10, 9, 11, 11, 11, 10, 9, 9, 11, 11, 11, 10, 9, 9, 12, 12, 10, 9.

Guitar 2



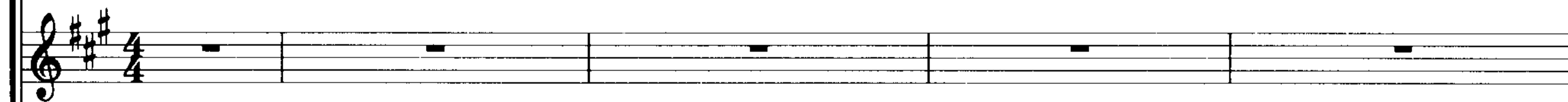
Guitar 2 staff with musical notation.

Guitar 2
Tablature




Guitar 2 Tablature with fret numbers: 4, 4, 2, 1, 2, 4, 4, 4, 4, 4, 2, 1, 2, 4, 2, 1, 4, 4, 4, 2, 1, 2, 4, 4, 4, 4, 4, 2, 1, 2, 4, 4, 2, 1.

Guitar 3



Guitar 3 staff with rests.


Guitar 3
Tablature



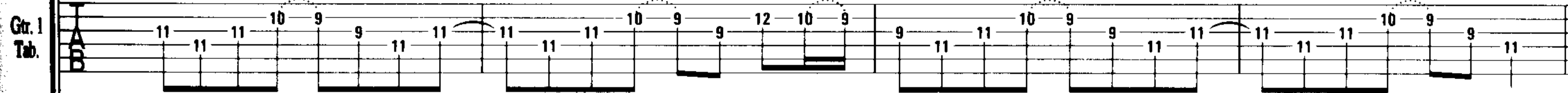
Guitar 3 Tablature with rests.



rit.



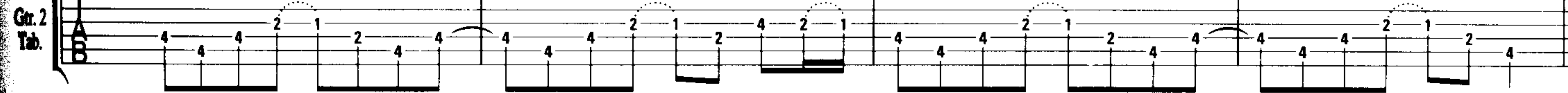
Guitar 1 staff with musical notation and chord changes: E, Bm, C#m.



Guitar 1 Tablature with fret numbers: 11, 11, 11, 10, 9, 9, 11, 11, 11, 11, 10, 9, 9, 12, 10, 9, 9, 11, 11, 10, 9, 9, 11, 11, 11, 10, 9, 9, 11, 11, 11, 10, 9, 9, 11.



Guitar 2 staff with musical notation.



Guitar 2 Tablature with fret numbers: 4, 4, 4, 2, 1, 2, 4, 4, 4, 4, 4, 2, 1, 2, 4, 2, 1, 4, 4, 4, 2, 1, 2, 4, 4, 4, 4, 4, 2, 1, 2, 4, 4, 2, 1.

Gtr. 1 *F#m*

Gtr. 1 Tab.

Gtr. 2

Gtr. 2 Tab.

Gtr. 1

Gtr. 1 Tab.

Gtr. 2

Gtr. 2 Tab.

D E F#m A

Vx.

Gtr. 1

Gtr. 1 Tab.

Gtr. 2

Gtr. 2 Tab.

E Bm C#m

I'd

F#m **A**

Vx. sail a - cross the oc - ean, I'd walk a hun-dred miles, if
 va - tion and the hun - ger the suf - fer-ing and the pain the
 see the full moon float, you watch the red sun - rise, we

Gtr. 3

Gtr. 3 Tab.

E **D** **E**

Vx. I could make it to the end, oh, just to see a smile. You
 a - gon - ies of all out war, when will it come a - gain? The
 take these things for grant - ed, but some-where some-one's dy - ing. Con -

Gtr. 3

Gtr. 3 Tab.

F#m **A**

Vx. see it in their fa - ces, the sad-ness in their tears, the
 struggle for the pow - er, a ty - rant tries a - gain. Just
 - ta - mi - na - ted wa - ters, pol - lu - tion and de - cay, just

Gtr. 3

Gtr. 3 Tab.

E **Bm** **C#m**

Vx. des - per - a - tion and the an - ger, mad - ness and the fear. No
 what the hell is go - ing on? When will it e - ver end. No
 wait - ing for dis - ease to strike, oh will we learn some - day. No

Gtr. 3

Gtr. 3 Tab.

Vx. **F#m** hope, hope, hope, no no no life, life, life, just just just

Gtr. 1

Gtr. 1 Tab. 11. 12 12 14 14 12. 14 12 12 14 14. 12 12 14 14 12. 14 12 12 14

Gtr. 2

Gtr. 2 Tab. 4. 4 4 6 6 4. 6 4 4 6 2. 4 4 6 6 4. 6 4 4 6

Vx. **E** pain — pain — pain — and and and fear. fear. fear. No No No

Gtr. 1

Gtr. 1 Tab. 9. 12 12 14 14 12. 14 12 12 14 12. 12 12 14 14 12. 14 12 12 9

Gtr. 2

Gtr. 2 Tab. 2. 4 4 6 6 4. 6 4 4 6 5. 4 4 6 6 4. 6 4 4 6

Vx. **F#m** food, food, food, no no no love, love, love, just just no

Gtr. 1

Gtr. 1 Tab. 11. 12 12 14 14 12. 14 12 12 14 14. 12 12 14 14 12. 14 12 12 14

Gtr. 2

Gtr. 2 Tab. 4. 4 4 6 6 4. 6 4 4 6 2. 4 4 6 6 4. 6 4 4 6

Vx.
 greed greed seed, is is here. here. Star-
 Gtr. 1
 Gtr. 1 Tab.
 Gtr. 2
 Gtr. 2 Tab.
 Gtr. 3
 Gtr. 3 Tab.



2:14
 F#m D E
 Gtr. 1
 Gtr. 1 Tab.
 Gtr. 2
 Gtr. 2 Tab.
 Gtr. 3
 Gtr. 3 Tab.

Bm

C#m

Gtr. 1

Gtr. 1 Tab.

Gtr. 2

Gtr. 2 Tab.

Gtr. 3

Gtr. 3 Tab.



2:26
2:22

F#m

D

E

Gtr. 1

Gtr. 1 Tab.

Gtr. 2

Gtr. 2 Tab.

Gtr. 3

Gtr. 3 Tab.

Gtr. 1

Gtr. 1 Tab.

Gtr. 2

Gtr. 2 Tab.

Gtr. 3

Gtr. 3 Tab.

8va

13-15

2:46

(8va)

Bm

F#m

D

Gtr. 2

Gtr. 2 Tab.

Gtr. 3

Gtr. 3 Tab.

3

3

Bm

A

D

Gtr. 2

Gtr. 2 Tab.

Gtr. 3

Gtr. 3 Tab.

3

3

3

3

9-10

Gtr. 2

Gtr. 2 Tab.

Gtr. 3

Gtr. 3 Tab.

D *8va* Bm E

Gtr. 2

Gtr. 2 Tab.

Gtr. 3

Gtr. 3 Tab.

F#m 3:06 A

Gtr. 2

Gtr. 2 Tab.

Gtr. 3

Gtr. 3 Tab.

Gtr. 2

Gtr. 2 Tab.

Gtr. 3

Gtr. 3 Tab.

3:14 / 3:25
3:35 / 3:46

Guitar 1 doubles

Gtr. 2

Gtr. 2 Tab.

Gtr. 3

Gtr. 3 Tab.

3rd and 4th time

F#m A E

Vx.

Gtr. 1

Gtr. 1 Tab.

Gtr. 2

Gtr. 2 Tab.

Gtr. 3

Gtr. 3 Tab.

1.2.3. C#m

4. C#m D.S. al Coda

Bm

8va

CODA

E F#m

You

child-hood's end.

WASTING LOVE

Words & Music by Bruce Dickinson & Janick Gers

(♩ = 75)

Em

C

D

Em

C

D

Voice

Guitar 1

Guitar 1
Tablature

Guitar 2

Guitar 2
Tablature

Guitar 3

Guitar 3
Tablature

Em

C

D

Em

C

D

C

D

Gtr. 1

Gtr. 1
Tab.

Gtr. 2

Gtr. 2
Tab.

Gr. 1

Gr. 1 Tab.

Gr. 2

Gr. 2 Tab.

Gr. 3

Gr. 3 Tab.

Vx.

Em9 Em9/C Em9 Em9/C Em9 Em9/C

May - be one day I'll be an honest man,

Gr. 3

Gr. 3 Tab.


Vx.


Em9 Em9/C Em9 Em9/C Am7 Em9/A

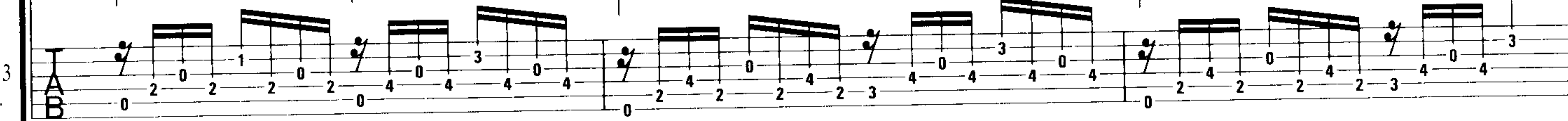
up till now I'm doing the best I can. Long roads,

Gr. 3


Gr. 3 Tab.


Vx.  long days of sun-rise to sun-set, of sun-rise to sun - set.

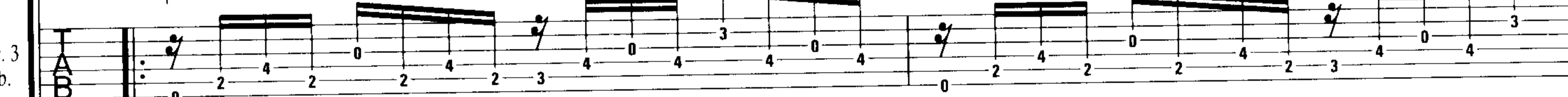
Gtr. 3 


Gtr. 3 Tab. 


1:11
2:18

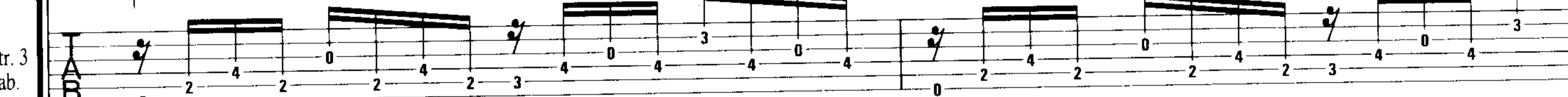
Vx.  Dream on brothers while you can,
Dream on brothers while you can,

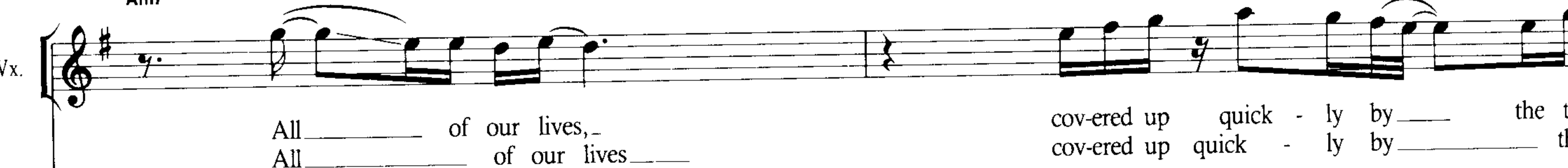
Gtr. 3 


Gtr. 3 Tab. 

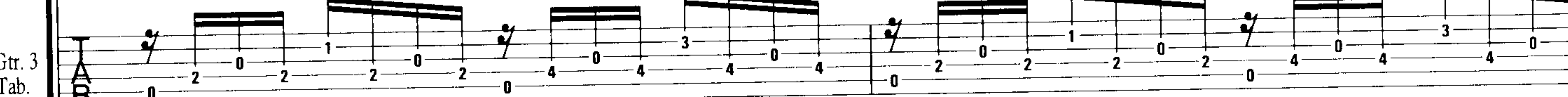
Vx.  dream on sisters, I hope you find the one.
dream on sisters, I hope you find the one.

Gtr. 3 

Gtr. 3 Tab. 

Vx.  All of our lives, covered up quick - ly by the tides.
All of our lives covered up quick - ly by the

Gtr. 3 

Gtr. 3 Tab. 

Vx.

of time. Sands are flow - ing and the

Gtr. 3

Gtr. 3 Tab.

Vx.

lines are in your hands, in your eyes I see the hun-ger and the des - per-ate cry_ that tears the night.

Gtr. 3

Gtr. 3 Tab.

Am7 Em9/A Em9 Em9/C Em9 Em9/C

1:40
3:00

(♩ = 75)

Vx.

Spend your days full of emp - ti-ness, spend your years full of lone - li-ness.
Spend your days full of emp - ti-ness, spend your years full of lone - li-ness.

Gtr. 3

Gtr. 3 Tab.

Em C D G F Em C D G D/F#

Vx.

Wast - ing love in a des - per-ate ca-ress, roll - ing sha-dows of nights.
Wast - ing love in a des - per-ate ca-ress, roll - ing sha-dows of night.

Gtr. 3

Gtr. 3 Tab.

Em C D G D Em C D C

Vx.

Gtr. 3 *let ring*

Gtr. 3 Tab.

Gtr. 1

Gtr. 1 Tab.

Gtr. 2

Gtr. 2 Tab.

Gtr. 3

Gtr. 3 Tab.

Gtr. 3

Gtr. 3 Tab.

Em9

Em9/C

Em9

Em9/C

Gtr. 2

Gtr. 2 Tab.

Gtr. 3

Gtr. 3 Tab.



Em C Am D C

Gtr. 2 (8va)

Gtr. 2 Tab.

Gtr. 3

Gtr. 3 Tab.



Em C Am D C Em C

Gtr. 2 (8va)

Gtr. 2 Tab.

Gtr. 3

Gtr. 3 Tab.

Am

Vx. *Am*

Spend your days _____ full of emp - ti - ness, _____

Gtr. 2 *(8va)*

Gtr. 2 Tab. 12 12 14 12 15 12 17-15 17-19 17 17

Gtr. 3

Gtr. 3 Tab. 2 0 2 0 2 0 2 0 2 0 2 0 7 5 7 5 5 9 7 5 5 3 3

Em C D G D/F# Em C D G D

Vx. spend your years _____ full of lone - li - ness. _____ Wast - ing love in a des - per - ate ca - ress,

Gtr. 3

Gtr. 3 Tab. 0 9 5 7 5 5 5 5 5 5 2 2 2 2 0 9 5 7 5 5 5 7 5

Em C D G Bm Em C D G F

Vx. roll - ing sha - dows _____ of nights. _____ Spend your days _____ full of emp - ti - ness, _____

Gtr. 2 *8va*

Gtr. 2 Tab. 17-19 17-19 17-19 17-19 17-19 17-15

Gtr. 3

Gtr. 3 Tab. 0 9 5 7 5 5 5 5 5 5 4 4 4 4 9 7 5 5 3 3

Vx. spend your years full of lone - li - ness. Wast - ing love in a

(8va)

Gr. 2

Gr. 2 Tab.

Gr. 3

Gr. 3 Tab.



D G D Em C rit. D Cadd9 D11 C#11 Em7

Vx. des - per - ate ca - ress, roll - ing sha - dows of night.

Gr. 1

Gr. 1 Tab.

Gr. 2

Gr. 2 Tab.

Gr. 3

Gr. 3 Tab.

THE FUGITIVE

Words & Music by Steve Harris

(♩ = 161)

E5

G5

E5

F5

D5

Voice

Guitar 1

Guitar 1
Tablature

Guitar 2

Guitar 2
Tablature

Guitar 3

Guitar 3
Tablature

The first system of the musical score consists of six staves. The top two staves are for Voice and Guitar 1, both in 4/4 time and containing whole rests. The next two staves are for Guitar 1 and Guitar 2, also in 4/4 time and containing whole rests. The fifth staff is for Guitar 3, showing a rhythmic pattern of eighth notes with a dotted quarter note, and the sixth staff is its corresponding tablature with fret numbers 7, 9, 0, 7, 0, 0, 7, 0, 0, 9, 0, 0, 12, 10, 12, 10, 12, 0, 7, 9, 0, 7, 0, 0, 7, 0, 0, 9, 0, 0, 10, 8, 10, 7, 7, 0, 7, 0, 0, 0.

E5

G5

E5

F5

D5

C5

B5

A5

The second system of the musical score consists of two staves for Guitar 3. The top staff shows a rhythmic pattern of eighth notes with a dotted quarter note, and the bottom staff is its corresponding tablature with fret numbers 7, 9, 0, 7, 0, 0, 7, 0, 0, 9, 0, 0, 12, 10, 12, 10, 12, 0, 9, 7, 9, 7, 10, 8, 10, 8, 10, 8, 7, 7, 5, 7, 5, 7, 5, 3, 3, 3, 3, 4, 4, 2, 2, 0, 0.

0:12

E5

G5

E5

F5

D5

The third system of the musical score consists of two staves for Guitar 3. The top staff shows a rhythmic pattern of eighth notes with a dotted quarter note, and the bottom staff is its corresponding tablature with fret numbers 7, 9, 0, 7, 0, 0, 7, 0, 0, 9, 0, 0, 12, 10, 12, 10, 12, 0, 7, 9, 0, 7, 0, 0, 7, 0, 0, 9, 0, 0, 10, 8, 10, 7, 7, 0, 7, 0, 0, 0.

Gr. 3

Gr. 3 Tab.

0:24

B11 Cadd9 B11 Cadd9 Dadd9 Cadd9 B11 Cadd9

Gr. 3

Gr. 3 Tab.

B11 Cadd9 B11 Cadd9 Dadd9 Cadd9 B11 Cadd9

Gr. 3

Gr. 3 Tab.

E5 G5 E5 F5 D5

Gr. 3

Gr. 3 Tab.

E5 G5 E5 F5 C D5 C5 B5

Gr. 3

Gr. 3 Tab.

0:47

Dadd9 Cadd9 Am Bbadd9

Gr. 3

Gr. 3 Tab.

Vx. On a cold Oc-to - ber morn - ing, as

Gtr. 3

Gtr. 3 Tab.

Vx. frost lay on the ground, wait-ing to make my move I make no sound.

Am B^badd9 Cadd9 Dadd9

Gtr. 3

Gtr. 3 Tab.

Vx. Wait - ing for the mist, to co-ver all a - round, I

Cadd9 Am B^badd9

Gtr. 3

Gtr. 3 Tab.

Vx. care - ful-ly picked my time then took the wall. I'm

Cadd9 D5

Gtr. 3

Gtr. 3 Tab.

Vx. sick and tired of run-ning, the hun - ger and the pain. A
 Al-ways look - ing round me, for - ev - er look-ing back, I'll
 Ev - en if I find them and get to clear my name, I

Gr. 3

Gr. 3 Tab.

Vx. step to look a - bout then off a - gain. C5 D5
 al - ways be a tar - get for at-tack. But
 know that things can ne - ver be the same.

Gr. 3

Gr. 3 Tab.

Vx. Be-ing at the wrong place and at the wrong time, sus -
 Ev - er mov - ing on - wards, al - ways on the run, I've
 if I ev - er prove my in - no - cence some day,

Gr. 3

Gr. 3 Tab.

Vx. -pect - ed of a hit that was my crime. I am a
 wait-ing for the sight of a load - ed gun.
 got to get them all to make them pay.

Gr. 3

Gr. 3 Tab.

Vx. fu - gi - tive, be - ing hunt - ed down like game. I am a

Gtr. 3

Gtr. 3 Tab.

Vx. fu - gi - tive, but I've got to clear my name. I am a

Gtr. 3

Gtr. 3 Tab.

D5 C5 A5 Bb F G

Vx. fu - gi - tive, be - ing hun - ted down like game. I am a fu - gi - tive,

Gtr. 3

Gtr. 3 Tab.

D5 C A5 Bb F G D5 C5

Vx. but I've got to clear my name.

Gtr. 2

Gtr. 2 Tab.

Gtr. 3

Gtr. 3 Tab.

3rd time to Coda ⊕

1.3. 2. Bb

8va

12

Gtr. 2

Gtr. 2 Tab.

Gtr. 3

Gtr. 3 Tab.

[D] [C#]

(8va)

Gtr. 2

Gtr. 2 Tab.

Gtr. 3

Gtr. 3 Tab.

[E]

8va

Gtr. 2

Gtr. 2 Tab.

Gtr. 3

Gtr. 3 Tab.

Gtr. 2

Gtr. 2 Tab.

Gtr. 3

Gtr. 3 Tab.

3:08
E5

G5

E5

with echo

F5

D5

Gtr. 2

Gtr. 2 Tab.

Gtr. 3

Gtr. 3 Tab.

E5

G5

E5

F5

D5

C5

B5

A5

Gtr. 3

Gtr. 3 Tab.

E5

G5

E5

F5

D5

Gtr. 3

Gtr. 3 Tab.

Gtr. 3

Gtr. 3 Tab.



3:29

B11 Cadd9 B11 Cadd9 Dadd9 Cadd9 B11 Cadd9

Gtr. 2

Gtr. 2 Tab.

Gtr. 3

Gtr. 3 Tab.



B11 Cadd9 B11 Cadd9 Dadd9 Dadd9 Cadd9 B11

Gtr. 2

Gtr. 2 Tab.

Gtr. 3

Gtr. 3 Tab.

Gtr. 2

Gtr. 2 Tab.

Gtr. 3

Gtr. 3 Tab.

Gtr. 2

Gtr. 2 Tab.

Gtr. 3

Gtr. 3 Tab.

(8va)

Em C5 D5 E5 C5

Gtr. 1

Gtr. 1 Tab.

Gtr. 2

Gtr. 2 Tab.

Gtr. 3

Gtr. 3 Tab.

3:49

8va

Gtr. 1

Gtr. 1 Tab.

Gtr. 3

Gtr. 3 Tab.

(8va) G#5 E5 F#5 G#5 D.º al Coda

Gtr. 1

Gtr. 1 Tab.

Gtr. 3

Gtr. 3 Tab.

4:40

⊕ CODA

E G5 E5 F5 D5

Gtr. 3

Gtr. 3 Tab.

E5 G5 E5 F5 D5 C5 B5 A5 E5

Gtr. 3

Gtr. 3 Tab.

CHAINS OF MISERY

Words & Music by Bruce Dickinson & Dave Murray

(♩ = 132)
[E]

Voice

Guitar 1

Guitar 1
Tablature

Guitar 2

Guitar 2
Tablature

Guitar 3

Guitar 3
Tablature

Gtr. 1

Gtr. 1
Tab.

Gtr. 2

Gtr. 2
Tab.

Gtr. 3

Gtr. 3
Tab.

© Copyright 1992 Iron Maiden Publishing (Overseas) Limited
(administered by Zomba Music Publishers Limited, 105-107 High Road, Willesden, London NW10).
All Rights Reserved. International Copyright Secured.

Gtr. 3

Gtr. 3 Tab.

0:18
1:02
[E]

Vx.

There's a mad-man in the cor - ner of your eye, — he likes to pry in - to your sun -
There's a pro - phet in the gut - ter in the street, he says 'You're damned!' and you be - lieve

Gtr. 3

Gtr. 3 Tab.

Vx.

light. — He wants to burst in - to the street with you and I, — a world of
him. — He's got a vi - sion but it shines — out — through your eyes, — a

Gtr. 3

Gtr. 3 Tab.

G/B

Vx.


sha - dows and of rain. He's seen what
world of hat - red and — fear. He's felt what


Gtr. 2

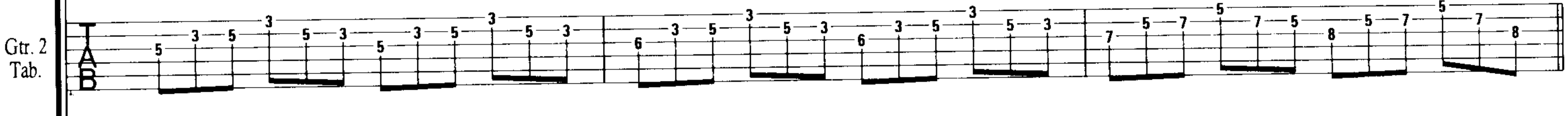
Gtr. 2 Tab.

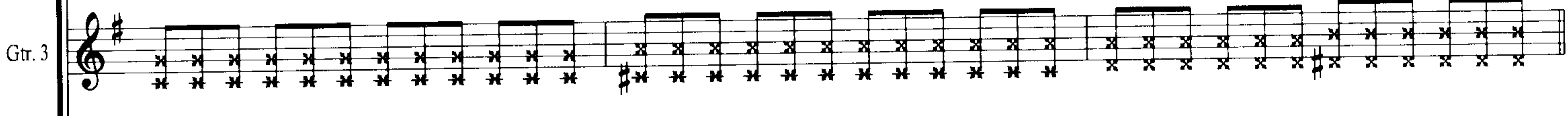
Gtr. 3

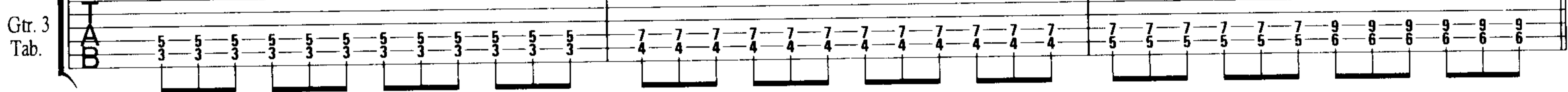
Gtr. 3 Tab.

Vx. 

Gtr. 2 


Gtr. 2 Tab. 


Gtr. 3 

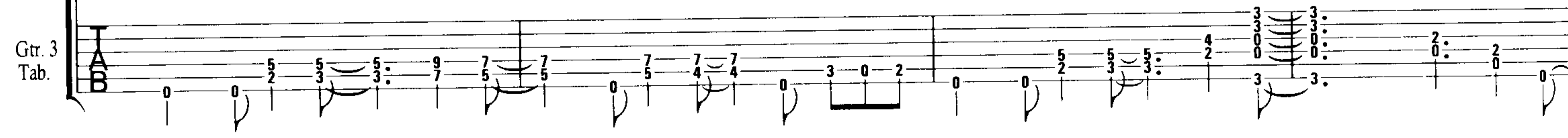
Gtr. 3 Tab. 

0:40
1:22

[E]

Vx. 

Gtr. 3 

Gtr. 3 Tab. 

[E]

Vx. 

Gtr. 3 

Gtr. 3 Tab. 

Vx.  he's got your chains of mi-se-ry.

Gtr. 1 

Gtr. 1 Tab. 

Gtr. 2 

Gtr. 2 Tab. 

Gtr. 3 

Gtr. 3 Tab. 

Vx.  He lies to you, he won't let you be, he's got your chains of mi-se-ry.

Gtr. 3 

Gtr. 3 Tab. 

Vx.  He won't be still til he's turned your key, he holds your chains of mi-se

Gtr. 3 

Gtr. 3 Tab. 

Dadd9

Vx. *-ry.* It's on - ly

Gtr. 2

Gtr. 2 Tab.

Gtr. 3

Gtr. 3 Tab.

Dadd9 **Em7/Bb** **Em7/B** **Cadd9**

Vx. love holds the key to your heart,

Gtr. 2

Gtr. 2 Tab.

Gtr. 3

Gtr. 3 Tab.

Dadd9 **Em7/Bb** **Em7/B** **Cadd9**

Vx. *mm,* it's on -

Gtr. 2

Gtr. 2 Tab.

Gtr. 3

Gtr. 3 Tab.

Vx. -ly love.

Gr. 1

Gr. 1 Tab.

Gr. 2

Gr. 2 Tab.

Gr. 3

Gr. 3 Tab.

(8va)

sim.

12 13 12 13 12 13 12 13 12 13 12 13 12 13 12 13 15 17 17 15

0 2 3 2 0 3 2 3 0 3 0 3 0 3 0 3 0 3 0 3 0 3 0 3

1 2 3

12/8

2:19 (♩ = ♩.)

D5 E5 F5 B♭5 C5

8va

Gr. 1

Gr. 1 Tab.

Gr. 3

Gr. 3 Tab.

17 17 15 17 20 20 22 20 20 18 17 18 17 20 18 20 18 17 20 22 22

7 7

7 5 9 10 10 8 10 8 3 5

12/8

B♭5 F5 C5 D5 E5 F5

(8va)

Gr. 1

Gr. 1 Tab.

Gr. 3

Gr. 3 Tab.

22 17 18 20 18 17 18 17 15 18 15 17 15 18 17 12 15 13 12 15 12 13 12 15 13 8 8

3 3

5 3 3 5 7 7 5 7 9 10

12/8

Gtr. 1 *8va*

Gtr. 1 Tab.

Gtr. 3

Gtr. 3 Tab.

E5

F5

Bb5

C5

Gtr. 1 *(8va)*

Gtr. 1 Tab.

Gtr. 3

Gtr. 3 Tab.

Bb5

F5

C5

D5

E5

F5

Gtr. 1 *(8va)*

Gtr. 1 Tab.

Gtr. 2 *8va*

Gtr. 2 Tab.

Gtr. 3

Gtr. 3 Tab.

Gtr. 1

Gtr. 1 Tab.

Gtr. 2

Gtr. 2 Tab.

Gtr. 3

Gtr. 3 Tab.

(8va)

2:46

[E]

Vx.

He lies ___ to you, ___ he won't let you be, ___ he's got ___ your chains

G

Gtr. 3

Gtr. 3 Tab.

D A [E]

Vx.

___ of mi - se - ry. ___ He won't ___ be still ___ 'til he's turned your key, -

Gtr. 3

Gtr. 3 Tab.

Vx. ^G he holds your chains of mi - se - ry. He lies to you, -

Gtr. 3

Gtr. 3 Tab.

Vx. he won't let you be, he's got your chains of mi - se - ry. ^{G D A}

Gtr. 3

Gtr. 3 Tab.

Vx. ^[E] He won't be still, 'til he's turned your key, he holds your chains of mi - se - ry. ^{G rit. D A}

Gtr. 3

Gtr. 3 Tab.

Vx. ^{E5}

Gtr. 3

Gtr. 3 Tab.

THE APPARITION

Words & Music by Steve Harris & Janick Gers

0:01
2:26

(♩ = 98)



E5

C/E

D5

E5

Voice

Now I'm here can you see me,
You can do what you want to,

'cos I'm out on my own...
if you try a lit-tle bit hard-er.

Guitar 1

Drum intro.

Guitar 1
Tablature

Guitar 2

Guitar 2
Tablature

Guitar 3

Guitar 3
Tablature



Vx.

When the room goes cold,
A lit-tle bit of faith

tell me you can feel me,
goes a long way,

'cos I'm here.
it does.

Here I am, can you see me
Are we here for a rea-son?

Gtr. 3

Gtr. 3
Tab.

D5

Vx. pass - ing through, on my way to a place I'd been to on - ly in
I'd like to know just what you think, - it would be nice to know what hap - pens

Gtr. 3

Gtr. 3 Tab.

D5 E5 A5 G5 D5 A5

Vx. my dreams be - fore. In a world of de - lu - sion, ne - ver turn your back on a friend. -
when we die - - would - nt it? There are some who are wise, there are some who are born na - ive. -

Gtr. 3

Gtr. 3 Tab.

G5 C5 D5 A5 G5

Vx. You can count your real true friends on one hand, - through life. - There are those that de - ceive you,
I be - lieve there are some that must have lived be - fore, - don't you? As for me, well I'm think - ing,

Gtr. 3

Gtr. 3 Tab.

D5 A5 G5 C5 D5

Vx. there are those that'll let you down. Is there some - one out there that would die for - you, - thought not.
you got - ta keep an o - pen mind. But I hope that my life's not an o - pen and shut case. -

Gtr. 3

Gtr. 3 Tab.

Vx.

Gtr. 3

Gtr. 3 Tab.

Vx.

Gtr. 3

Gtr. 3 Tab.

E5 D5 E5 C/E D5 E5

Vx.

Gtr. 3

Gtr. 3 Tab.

C/E D5 E5 A5 G5

Vx.

Gtr. 3

Gtr. 3 Tab.

D5 A5 G5 C5 D5

A5 G5 D5 A5

Vx. You can make your own luck, you cre-ate your des-ti-ny. I be-lieve you have the pow-er if you
 and don't dis-be-lieve it. No mat-ter what your friends might say, we'll meet up a-gain some place, some

Gtr. 3

Gtr. 3 Tab.

1. C5 D5 to inst. 2. C5 D5

Vx. want to, it's true. way one day.

Gtr. 3

Gtr. 3 Tab.

1:19 [E] inst.

Gtr. 3

Gtr. 3 Tab.

Gtr. 3

Gtr. 3 Tab.

Gtr. 3

Gtr. 3
Tab.

Gtr. 3

Gtr. 3
Tab.

1:39
Drums double pulse for 8 bars

Gtr. 2

Gtr. 2
Tab.

Gtr. 3

Gtr. 3
Tab.

Gtr. 2

Gtr. 2
Tab.

Gtr. 3

Gtr. 3
Tab.

Gtr. 1

Gtr. 1 Tab.

Gtr. 3

Gtr. 3 Tab.

Detailed description: This system contains musical notation for two guitar parts. The top part is for Gtr. 1, featuring a treble clef, a key signature of two sharps (F# and C#), and a melody of eighth and sixteenth notes. Below it is the corresponding guitar tab for Gtr. 1, with fret numbers 6, 5, 6, 5, 6, 5, 7, 9, 7, 9, 7, 9, 7, 7, 6, 7, 9, 7, 6, 7, 7, 7, 5, 7, 9, 7, 5, 6, 4. The bottom part is for Gtr. 3, also in treble clef and two sharps, with a similar melodic line. Its guitar tab includes fret numbers 2, 4, 2, 4, 2, 4, 2, 4, 6, 4, 6, 5, 7, 5, 5, 4, 5, 7, 5, 4, 4, 4, 4, 7, 4, 6, 4, 2, 4, 2.

Gtr. 1

Gtr. 1 Tab.

Gtr. 3

Gtr. 3 Tab.

Detailed description: This system continues the musical notation for Gtr. 1 and Gtr. 3. The notation and guitar tabs are identical to the first system, showing the melodic lines and fret positions for both instruments.

1:58

F#m

8va

B5

Gtr. 2

Gtr. 2 Tab.

Gtr. 3

Gtr. 3 Tab.

Detailed description: This system introduces a new guitar part, Gtr. 2, and continues Gtr. 3. A time signature of 1:58 is indicated in a box. The key signature remains F#m. The Gtr. 2 part is marked '8va' and features a treble clef with a melody of eighth notes, some with triplets. Its guitar tab includes fret numbers 14, 16, 14, 17, 14, 17-19, 14, 17, 14, 17, 14, 17-19, 14, 17, 14, 17, 14, 16, 14, 17, 14, 17-19. The Gtr. 3 part continues with a treble clef and a melody of eighth notes. Its guitar tab includes fret numbers 2, 2, 4, 4, 2, 2, 4, 4, 2, 2, 4, 4, 2, 2, 4, 4.

Gtr. 2
Gtr. 2 Tab.
Gtr. 3
Gtr. 3 Tab.

F#m B5 E5
(8va)
Gtr. 2
Gtr. 2 Tab.
Gtr. 3
Gtr. 3 Tab.

2:07
Dm wah-wah G5 C5
Gtr. 1
Gtr. 1 Tab.
Gtr. 3
Gtr. 3 Tab.

Gtr. 1

Gtr. 1 Tab.

Gtr. 3

Gtr. 3 Tab.

Detailed description: This system contains four staves. The top staff (Gtr. 1) is in treble clef with a key signature of one flat and contains a melodic line with a triplet of eighth notes. The second staff (Gtr. 1 Tab.) shows fret numbers 15-17, 15-17, 15-17, 15-13, 15, 13, 15-17, 15-13, 14, 15-13, 14, 15, 13, 14, 13, and 15-17. The third staff (Gtr. 3) is in treble clef with a key signature of one flat, featuring a rhythmic pattern of eighth notes and some muted notes (marked with 'x'). The fourth staff (Gtr. 3 Tab.) shows fret numbers 10-12, 10-12, 10-12, 10-12, 12, 10-10, 12, 10-10, 12, 10-10, and 10-10.

NC
(8va)

Gtr. 1

Gtr. 1 Tab.

Gtr. 3

Gtr. 3 Tab.

Detailed description: This system contains four staves. The top staff (Gtr. 1) has a 'NC (8va)' marking above it and shows a melodic line with a grace note. The second staff (Gtr. 1 Tab.) shows fret numbers 17 and 12. The third staff (Gtr. 3) is in treble clef with a key signature of one flat, featuring a rhythmic pattern of eighth notes. The fourth staff (Gtr. 3 Tab.) shows fret numbers 5, 6, 7, 5, 6, 7, 5, 6, 7, 5, 6, 7, 5, 6, 7, 5, 6, 7, 5, 6, 7, 3, and 0.

Gtr. 3

Gtr. 3 Tab.

Cadd9

G

D.8

Detailed description: This system contains two staves. The top staff (Gtr. 3) is in treble clef with a key signature of one flat, featuring a rhythmic pattern of eighth notes. The bottom staff (Gtr. 3 Tab.) shows fret numbers 5, 6, 7, 5, 6, 7, 5, 6, 7, 5, 6, 7, 3, and 3. To the right of the staves are three chord diagrams: Cadd9, G, and D.8.

JUDAS BE MY GUIDE

Words & Music by Bruce Dickinson & Dave Murray

(♩ = 117)

A D

A^b B^b

A

Voice

Guitar 1

Guitar 1
Tablature

Guitar 2

Guitar 2
Tablature

Guitar 3

Guitar 3
Tablature

accel.

D

A B^b

G

with echo

ova

Gtr. 1

Gtr. 1 Tab.

Gtr. 3

Gtr. 3 Tab.

Dm C/D Dm C/D Bb C

Vx.

Gtr. 1 (8va)

Gtr. 1 Tab.

Gtr. 3

Gtr. 3 Tab.

Lights

0:28
1:04

Dm C G5 Bb F

Vx.

Gtr. 1

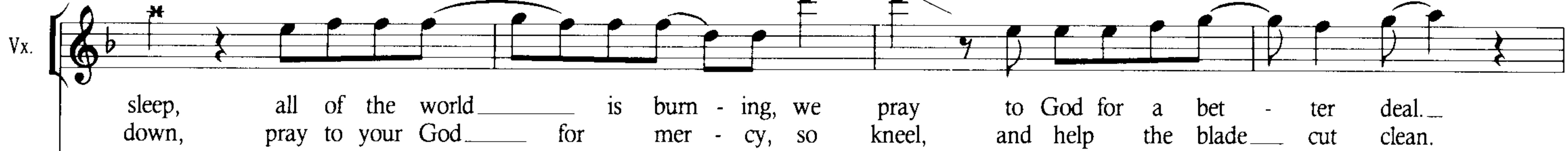
Gtr. 1 Tab.


Gtr. 3


Gtr. 3 Tab.


1st time


out, we live in a world of dark - ness, no doubt, ev - ery-thing's up for sale. We
wars, die in a blaze of glo - ry, come home, meat in a plast - ic sack. Fall


Vx. 

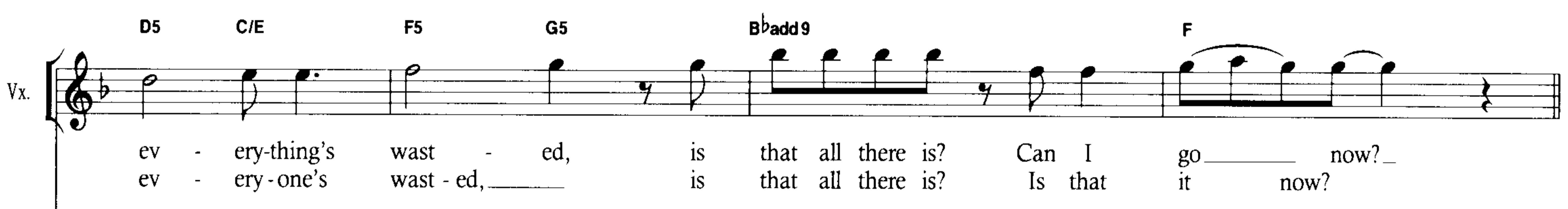
Gtr. 3 


Gtr. 3 Tab. 


Vx. 

Gtr. 3 


Gtr. 3 Tab. 


Vx. 


Gtr. 3 

Gtr. 3 Tab. 

0:52
1:28

Vx. 

Gtr. 3 

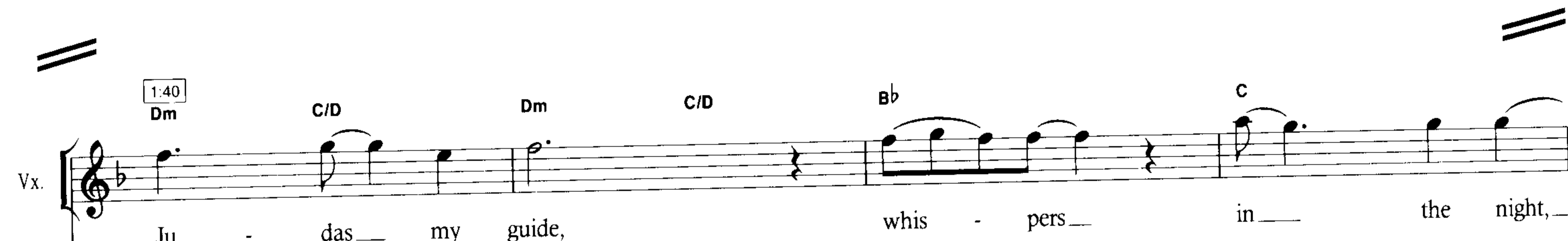
Gtr. 3 Tab. 


Vx.  Ju - das my guide. Fight
 Ju - das my guide.


Gtr. 3 

Gtr. 3 Tab. 

1:40
 Dm C/D Dm C/D Bb C

Vx.  Ju - das my guide, whis - pers in the night,

Gtr. 3 

Gtr. 3 Tab. 

Dm C/D Dm C/D Bb C

Vx.  Ju - das my guide.

Gtr. 3 

Gtr. 3 Tab. 

1:51
 Dm Bb5

Gtr. 1 

Gtr. 1 Tab. 

Gtr. 2 

Gtr. 2 Tab. 

Vx.

Gtr. 1

Gtr. 1 Tab.

Gtr. 2

Gtr. 2 Tab.

Gtr. 3

Gtr. 3 Tab.

Vx.

Gtr. 3

Gtr. 3 Tab.

in the black, I have no guid - ing light, I'm

C5

D5

C5

Bb5

Vx.

Gtr. 2

Gtr. 2 Tab.

Gtr. 3

Gtr. 3 Tab.

whis - pering in your dreams.

C5

Am7

8va

15-17

Vx.

Gtr. 2 (8va)

Gtr. 2 Tab.

Gtr. 3

Gtr. 3 Tab.

Gtr. 2 (8va)

Gtr. 2 Tab.

Gtr. 3

Gtr. 3 Tab.

C

Gtr. 2 (8va) Dm

Gtr. 2 Tab.

Gtr. 3

Gtr. 3 Tab.

Gtr. 2

Gtr. 2 Tab.

Gtr. 3

Gtr. 3 Tab.

C5

(8va)

Gtr. 2

Gtr. 2 Tab.

Gtr. 3

Gtr. 3 Tab.

G5

(8va)

Gtr. 2

Gtr. 2 Tab.

Gtr. 3

Gtr. 3 Tab.

Vx. Ju - das my guide, whis - pers in the night, -

(8va)

Gtr. 2

Gtr. 2 Tab.

Gtr. 3

Gtr. 3 Tab.

Vx. Ju - das my guide.

Gtr. 3

Gtr. 3 Tab.

Dm C/D Dm C/D Bb

Vx. Ju - das my guide,

Gtr. 2

Gtr. 2 Tab.

Gtr. 3

Gtr. 3 Tab.

C Dm C/D Dm C/D

Vx. whis - pers in the night,

Gtr. 2 *8va*

Gtr. 2 Tab.

Gtr. 3

Gtr. 3 Tab.

Dm C/D Bb C

Vx. Ju - das my guide.

Gtr. 2 *(8va)*

Gtr. 2 Tab.

Gtr. 3

Gtr. 3 Tab.

Dm

Vx. *(8va)*

Gtr. 2

Gtr. 2 Tab.

Gtr. 3

Gtr. 3 Tab.

WEEKEND WARRIOR

Words & Music by Steve Harris & Janick Gers

(♩ = 126)

A

D/F#

G

A

D/F#m

G

Voice

Guitar 1

Guitar 1
Tablature

Guitar 2

Guitar 2
Tablature

Guitar 3

clean
let ring

Guitar 3
Tablature

0:15
0:52
1:56

Vx.

A5 D/F# G5 C5 A5 D/F#

The re - bel of yes - ter - day, to - mor - row's fool, who are you kid - ding be -
You're not so brave the way you be - have, it makes you sick, got - ta
You've got - ta get out, got - ta get a - way, but you're in with a clique - it's not ea -

distortion

Gtr. 3


Gtr. 3
Tab.


© Copyright 1992 Iron Maiden Publishing (Overseas) Limited
(Administered by Zomba Music Publishers Limited)/Zomba Music Publishers Limited, 165-167 High Road, Willesden, London NW10.
All Rights Reserved. International Copyright Secured.


Vx. 


Gtr. 3 


Gtr. 3 Tab. 


Vx. 


Gtr. 3 


Gtr. 3 Tab. 


Vx. 

Gtr. 3 

Gtr. 3 Tab. 

Vx. 

Gtr. 3 

Gtr. 3 Tab. 

Vx. just look at you now.
 may - be some - one will die.
 to be - long.
 on Mon - day? ...

Gtr. 3

Gtr. 3 Tab.

1:28
 2:32
 5:02

F5 D5 A5 F5 D5 C5

Vx. A week - end war - ri - or late - ly, a week - end war - ri - or some - times.
 A week - end war - ri - or late - ly, a week - end war - ri - or some - times.
 A week - end war - ri - or late - ly, a week - end war - ri - or some - times.

Gtr. 3 distortion

Gtr. 3 Tab.

F5 D5 A5 F5 D5 A5

Vx. A week - end war - ri - or may - be, you ain't that way a - ny - more. ...
 A week - end war - ri - or may - be, you ain't that way a - ny - more. ...
 A week - end war - ri - or may - be, you ain't that way a - ny - more. ...

Gtr. 3

Gtr. 3 Tab.

F5 D5 A5 F5 D5 C5

Vx. A week - end war - ri - or late - ly, a week - end war - ri - or some - times.
 A week - end war - ri - or late - ly, a week - end war - ri - or some - times.
 A week - end war - ri - or late - ly, a week - end war - ri - or some - times.

Gtr. 3

Gtr. 3 Tab.

Vx. *A week - end war - ri - or may - be, you ain't that way an - y - more.*
A week - end war - ri - or may - be, you ain't that way an - y - more.
A week - end war - ri - or may - be, you were ne - ver like that at

Gtr. 3

Gtr. 3 Tab.

1. *D. 8* 2. *A5* 3. *A D/F# G*
 to inst. all.

Vx.

Gtr. 2

Gtr. 2 Tab.

Gtr. 3 *clean let ring*

Gtr. 3 Tab.

2:29
 inst.

D5 C5 B5 A5

Gtr. 2

Gtr. 2 Tab.

Gtr. 3 *distortion*

Gtr. 3 Tab.

Gtr. 2

Gtr. 2 Tab.

Gtr. 3

Gtr. 3 Tab.

8va

B5

G5

Gtr. 2

Gtr. 2 Tab.

Gtr. 3

Gtr. 3 Tab.

(8va)

C5

3:13

D5

C5

Gtr. 2

Gtr. 2 Tab.

Gtr. 3

Gtr. 3 Tab.

B5

A5

sim.

Gtr. 2

Gtr. 2 Tab.

Gtr. 3

Gtr. 3 Tab.

Gtr. 2

Gtr. 2 Tab.

Gtr. 3

Gtr. 3 Tab.

B5 G5 C5

8va

Gtr. 2

Gtr. 2 Tab.

Gtr. 3

Gtr. 3 Tab.

3:26

C Em

Gtr. 1

Gtr. 1 Tab.

Gtr. 2

Gtr. 2 Tab.

Acoustic guitar

Gtr. 3

Gtr. 3 Tab.

Gtr. 1

Gtr. 1 Tab.

Gtr. 2

(8va)

Gtr. 2 Tab.

Gtr. 3

Gtr. 3 Tab.

Gtr. 1

C

Em

Gtr. 1 Tab.

Gtr. 2

(8va)

Gtr. 2 Tab.

Gtr. 3

Gtr. 3 Tab.

Gtr. 1

Gtr. 1 Tab.

Gtr. 2

Gtr. 2 Tab.

Gtr. 3

Gtr. 3 Tab.

(8va)

D5 slide side of right hand along string length causing harmonics C5 8va B5

Gtr. 1

Gtr. 1 Tab.

Gtr. 3

Gtr. 3 Tab.

A5 (8va) C5

Gtr. 1

Gtr. 1 Tab.

Gtr. 3

Gtr. 3 Tab.

Gtr. 1

Gtr. 1 Tab.

Gtr. 3

Gtr. 3 Tab.

Gtr. 1

Gtr. 1 Tab.

Gtr. 3

Gtr. 3 Tab.

Gtr. 1

Gtr. 1 Tab.

Gtr. 3

Gtr. 3 Tab.

Gtr. 1

Gtr. 1 Tab.

Gtr. 3

Gtr. 3 Tab.

Gtr. 1

Gtr. 1 Tab.

Gtr. 3

Gtr. 3 Tab.

Gtr. 1

Gtr. 1 Tab.

Gtr. 3

Gtr. 3 Tab.

8va

Gtr. 1

Gtr. 1 Tab.

Gtr. 3

Gtr. 3 Tab.

let ring

D C A D

(8va)

Gtr. 1

Gtr. 1 Tab.

Gtr. 3

Gtr. 3 Tab.

C Bm6 A D C

(8va)

let ring

Gtr. 1

Gtr. 1 Tab.

Gtr. 3

Gtr. 3 Tab.

D. S. S.

FEAR OF THE DARK

Words & Music by Steve Harris

(♩ = 80)
Dm

C

Voice

Guitar 1

Guitar 1
Tablature

Guitar 2

Guitar 2
Tablature

Guitar 3

Guitar 3
Tablature

Dm

C

Am

Gtr. 2

Gtr. 2
Tab.

Gtr. 3

Gtr. 3
Tab.

Gtr. 2

Gtr. 2 Tab.

Gtr. 3

Gtr. 3 Tab.

0.27

a tempo

Dm Bb C Bb C

Gtr. 2

Gtr. 2 Tab.

Gtr. 3

let ring

Gtr. 3 Tab.

Dm Bb C Dm Bb

Gtr. 2

Gtr. 2 Tab.

Gtr. 3

Gtr. 3 Tab.

Gtr. 2

Gtr. 2 Tab.

Gtr. 3

Gtr. 3 Tab.

0:52

Dm Bb C Bb C Dm Bb

Vx.

I am a man who walks a-lone, and when I'm walk-ing a dark road at night, or stroll-ing through the park,

Gtr. 3

Gtr. 3 Tab.

C Bb C Dm Bb C F G

Vx.

when the light be-gins to change, I some-times feel a lit-tle strange,

Gtr. 3

Gtr. 3 Tab.

1:17

Dm Bb C Bb C

Vx.

a lit-tle an-xious when it's dark. Fear of the dark, fear of the dark,

Gtr. 3

Gtr. 3 Tab.

Vx. I have a con - stant fear that some-thing's al - ways near. Fear of the dark,

Gtr. 3

Gtr. 3 Tab.

Bb C Dm C

Vx. fear of the dark, I have a

Gtr. 3

Gtr. 3 Tab.

Bb F G Dm

Vx. pho - bi - a that some - one's al - ways there.

Gtr. 3

Gtr. 3 Tab.

1:43 (♩ = ♩) Bb

Gtr. 3

Gtr. 3 Tab.

C Dm

Gtr. 3

Gtr. 3 Tab.

Gtr. 3

Gtr. 3 Tab.

Vx.

Have

Gtr. 3

Gtr. 3 Tab.

2:02

Vx.

you run your fin - gers down the wall, and have you felt your neck skin

Gtr. 3


Gtr. 3 Tab.


Vx.


crawl, when you're search - ing for the light? Some -


Gtr. 3

Gtr. 3 Tab.

Vx.  - times when you're scared to take a look at the corner of the room,

Gtr. 3 

Gtr. 3 Tab. 

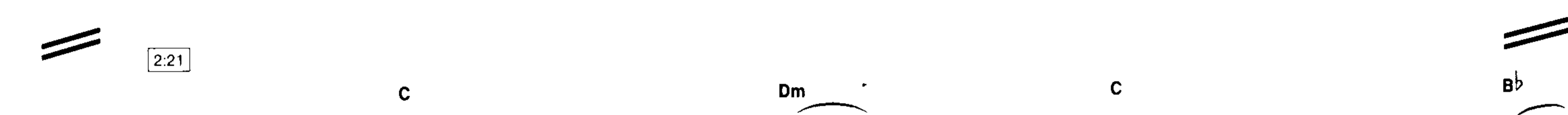
Vx.  you've sensed that something's watching you. Fear of the dark,


Gtr. 3 

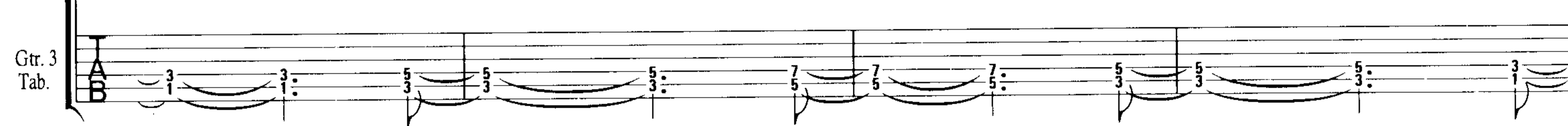
Gtr. 3 Tab. 

Dm Bb


2:21


Vx.  fear of the dark, I have a con-

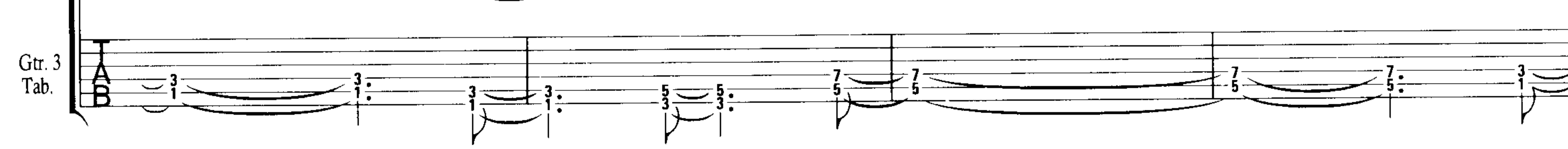
Gtr. 3 

Gtr. 3 Tab. 

C Dm C Bb

Vx.  -stant fear that something's always near. Fear of the dark,

Gtr. 3 

Gtr. 3 Tab. 

F G Dm Bb

Vx.

Gtr. 3

Gtr. 3 Tab.

Vx.

Gtr. 3

Gtr. 3 Tab.

F G Dm

Vx.

Gtr. 3

Gtr. 3 Tab.

2.40 5.49

S

Bb C Dm C Dm

Vx.

Gtr. 3

Gtr. 3 Tab.

Bb C Dm

Vx. *B^b* *C* *F* *G* *Dm*

And as you quick - en up your pace, you find it hard to look a - gain
 May - be your mind is play - ing tricks, you sense, and sud - den - ly eyes fix

Gtr. 3

Gtr. 3 Tab.

Vx. *B^b* *C* *B^b*

be - cause you're sure there's some - one there. Fear of the dark,
 on danc - ing sha - dows from be - hind.

Gtr. 3

Gtr. 3 Tab.

2:58
6:07

Vx. *C* *Dm* *C*

fear of the dark, I have a con -

Gtr. 3

Gtr. 3 Tab.

Vx. *B^b* *F* *G* *Dm*

- stant fear that some - thing's al - ways near. Fear of the dark,

Gtr. 3

Gtr. 3 Tab.

Vx. *fe* *ar* *of* *the* *dark,* *I* *have* *a* *pho-*

Gtr. 3

Gtr. 3 Tab.

Vx. *bi - a* *that* *some - one's* *al - ways* *there.*

Gtr. 3

Gtr. 3 Tab.

Bb *F* *G* *Dm* *2nd time to Coda ⊕*

3:16
3:30

drum pulse x2

Gtr. 3

Gtr. 3 Tab.

Bb

Gtr. 2

Gtr. 2 Tab.

Gtr. 3

Gtr. 3 Tab.

c *Dm* 1. 2.

Gtr. 3

Dm

Gtr. 3 Tab.

Gtr. 3

Bb Gm Bb C Dm

Gtr. 3 Tab.

Gtr. 3

Bb Gm C Dm

Gtr. 3 Tab.

Gtr. 3

Bb Gm C Dm

Gtr. 3 Tab.

Gtr. 1

4.09

8va

Bb C

Gtr. 1 Tab.

Gtr. 3 Tab.

Gtr. 1

Gtr. 1 Tab.

Gtr. 3

Gtr. 3 Tab.

Gtr. 1

Gtr. 1 Tab.

Gtr. 2

Gtr. 2 Tab.

Gtr. 3

Gtr. 3 Tab.

Gtr. 2

Gtr. 2 Tab.

Gtr. 3

Gtr. 3 Tab.

Gtr. 2

Gtr. 2 Tab.

Gtr. 3

Gtr. 3 Tab.

Gtr. 2

(8va)

Gtr. 2 Tab.

Gtr. 3

Gtr. 3 Tab.

D E F#m

Gtr. 1

Gtr. 1 Tab.

Gtr. 2

(8va)

Gtr. 2 Tab.

Gtr. 3

Gtr. 3 Tab.

Gtr. 2

Gtr. 2 Tab.

Guitar 1 doubles

Gtr. 3

Gtr. 3 Tab.

Gm Am Dm

Gtr. 2

Gtr. 2 Tab.

Gtr. 3

Gtr. 3 Tab.

4:59
5:15

Dm Bb

Vx.

Fear of the dark, fear of the dark,

Gtr. 3

Gtr. 3 Tab.

Vx. *fear of the dark, fear of the dark.*

Gtr. 2

Gtr. 2 Tab.

Gtr. 3

Gtr. 3 Tab.

5:31
5:40

(♩ = ♩)

B \flat

Gtr. 3

Gtr. 3 Tab.

D.º al Coda

Vx. *Watch-*

Gtr. 3

Gtr. 3 Tab.

C Dm

1. 2.

Vx. Fear of the dark, fear of the dark,

Gtr. 3

Gtr. 3 Tab.

Vx. I have a constant fear that something's always near.

Gtr. 3

Gtr. 3 Tab.

C B^b F G Dm

Vx. Fear of the dark, fear of the dark,

Gtr. 3

Gtr. 3 Tab.

6:33 B^b C Dm

rit.

Vx. I have a phobia that someone's always there.

Gtr. 3

Gtr. 3 Tab.

C B^b F G Dm

Gtr. 2

Gtr. 2 Tab.

Gtr. 3

Gtr. 3 Tab.

Dm Bb C

Gtr. 2

Gtr. 2 Tab.

Gtr. 3

Gtr. 3 Tab.

rit.

Dm Bb C F G Dm

Vx.

When I'm walk - ing a dark road, I am a man who walks a - lone.

Gtr. 3

Gtr. 3 Tab.