

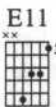
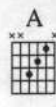

# (DA LE) YALEO

Words and Music by  
S. MUTELA, H. BASTIEN,  
C. POLLONI and CARLOS SANTANA

Moderate latin rock ♩ = 132



(Electric guitar solo ad lib...)

...end solo) De - ja ya 'mi - go sin e - lla no - so - mos na'.

E11



A/E



A11



A



De - ja ya 'mi - go sin e - lla no so - mos na'.

E11



A/E



A11



A



Ti - ka n'gai wa yo, sim - ba n'gai wa yo, ya ya.

E11



A/E



A11



A



Ti - ka n'gai wa yo, sim - ba n'gai wa yo, ya ya.

Verse 1:

Em



1. Yo la ví can - tan - do en Pa - rís. E - lla qui - so es - tar jun - to de.

*mf*

C (9)



— mí. Yo me sor - pren - dí cuan - do di - jo Ya - le -

Verse 2:

Bm7/D



Bm7



B7(#5)



Em



o. 2. Va - mos ca - mi - nan - do e - ly -

see. To - man - do vi - no y par - tien - do pan. E - lla di - jo,

C



Bm7/D



Bm7



B7(#5)



"da - me, da - me ya, Ya - le - o, Ya - le - o." Ya -

♩ Chorus:

E11

A/E

A11

A

E11

A/E



le - o, \_\_\_\_\_ Ya - le - o, \_\_\_\_\_

*f*

A11

A

E11

A/E

A11

A

E11

A/E



\_\_\_\_\_ Ya - le - o, \_\_\_\_\_ Ya - le - o, \_\_\_\_\_

A11

A

E11

A/E

A11

A



Ti-ka n'gai wa\_\_ yo, sim-ba n'gai wa\_\_ yo, ya ya.

E11

A/E

A11

A

A11

A



1. Ti-ka n'gai wa\_\_ yo, sim-ba n'gai wa\_\_ yo, ya ya. 2.3. sim-ba n'gai wa\_\_ yo, ya ya. To Coda

Verse 3:

Em7



Em



3. Si tú pu-die-ras de-cir-me a mí,

*dim.* *mf*

yo no lo cre-o, lo que pa-sa-a - quí. E-lla es mí-a y me da su a - mor.---

Es-toy com-ple-to y soy fe-liz. A - ho-ra ten - go ni - ños que di -



D.S. al Coda

Bm7/D



Bm7



B7(#5)



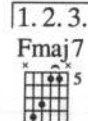
cen, "Ya - le - o, Ya - le - o." Ya -

♩ Coda




Play 4 times

*mf* Piano solo ad lib...



*f* (Electric guitar solo ad lib...)



*ff*





Musical notation for the first system, including treble and bass clefs, and piano accompaniment. The piano part features a steady eighth-note accompaniment in the bass and chords in the treble. The system concludes with the instruction "...end solo) Percussion cont."

N.C.

Musical notation for the second system, featuring piano accompaniment with a dynamic marking of *f* (forte) in the bass line.


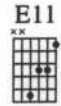
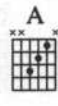

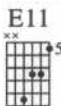
1.2.

3.

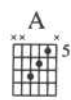
Chorus:



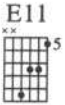
Musical notation for the chorus, including a vocal line with lyrics "Ya - le - o," and piano accompaniment with a dynamic marking of *f*.



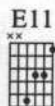
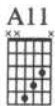
Musical notation for the continuation of the chorus, including a vocal line with lyrics "le - o, Ya - le - o," and piano accompaniment.



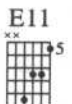
Ya - le - o. Ya -



le - o,  
Ti - ka n'gai wa\_\_ yo, sim - ba n'gai wa\_\_ yo, ya ya. Ti - ka n'gai wa\_\_ yo,



sim - ba n'gai wa\_\_ yo, Ya - le - o. Ti - ka n'gai wa\_\_ yo, sim - ba n'gai wa\_\_ yo, ya ya.



*Repeat ad lib. and fade*

Ti - ka n'gai wa\_\_ yo, sim - ba n'gai wa\_\_ yo, Ya ya ya.