

AC/DC



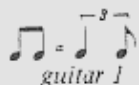
HIGHWAY TO HELL

BEATING AROUND THE BUSH

RONALD SCOTT/ANGUS YOUNG/MALCOLM YOUNG

Tune down 1/2 step:

- ⑥ = E♭ ③ = G♭
- ⑤ = A♭ ② = B♭
- ④ = D♭ ① = E♭



guitar 1
(E)

Rhythm figure 1

guitar 2 (enters on the second time through)

Rhythm figure 1a

1., 2., 3.

end Rhythm figure 1

end Rhythm figure 1a

A. E5 *ad lib guitar solo (2nd verse)*
N.C. D5

1. Smil - in' face and lov - in' eyes, _____
2., 3. See additional lyrics

Rhythm figure 2

A5 G5 E5

What's

end Rhythm figure 2

with Rhythm figure 2 (7 times)
N.C. D5 A5 G5

wrong with tell - ing me all _____ those _____ lies? _____

E5 N.C. D5 A5 G5

How _____ do you 'xpect me to be - lieve, _____

E5 N.C. D5 A5 G5

Ho - ney I ain't a - that na - ive.

E5 N.C. D5

Ho - ney I've got my - eye - on - you, -

A5 G5 E5 N.C. D5

'Cause you do all the things I want - you to. -

A5 G5 E5 N.C.

Stop your cry - in',

D5 A5 G5 E5 N.C.

dry your tears. - I ain't that wet be -

D5 A5 G5 E5

hind the ears. - Well you can

D5

tell me - this, And you can tell me - lies.

A5 E5

Where was you - last night? - Beat-ing a -

To Coda ⊕

round the bush. -

TAB

0 2 3 3 4 2 0 3 0 3 0 0 0 2 3

A5 D5 A5

B B B B B

D5 A5

5 8 5 8 5 8 5 8 5 8 7 8 5 7 5 7 5 5 7

B5

7 5 7 5 7 5 3 3 5 3 9 7 9 9 7

E5 B5

B B B B R 9 7 9 9 7 8 9

E5 B5

B B B B 7 9 (11) 7 10 (12) 7 10 10 (12) 10

Coda

♩ ♩ ♩ ♩ ♩ ♩ ♩ D5 A5

Oh!

hold bend
B

T
A
B

5 (6) (5) (5) 5 3 5 3 5 3

♩ ♩ ♩ ♩ ♩ ♩ ♩ ♩ ♩ ♩

3 3 3 3 3 3 3 3

T
A
B

5 6 5 6 7 6 7 5 5 7 5 7 5 5 7 5 5 7 (9)

♩ ♩ ♩ ♩ ♩ ♩ ♩ ♩

D5 A5

T
A
B

7 (9) 7 5 7 7 5 7 (9) 5 7 (9) 5 7 (9)

♩ ♩ ♩ ♩ ♩ ♩ ♩ ♩

T
A
B

7 (11) 7 7

Additional Lyrics

2. Wish I knew what's on your mind,
 Why you being so unkind.
 Remember those nights we spent alone,
 Talking on the telephone.
 Thoughts of you go through my brain,
 You told me that you felt the same.
 I also thought you loved me too,
 Tell me who would lie with you.

Chorus: I was talking legs,
 And he was talkin' knees.
 Or was he down upon his knees,
 Beating around the bush.

3. You're the meanest woman I'll ever know,
 And sticks and stones won't break my bones.
 I know what you're looking for,
 Eating your cake you'll want some more.
 I'm gonna give you just one more chance,
 Try to save our romance.
 Jump in the fire I'm goin' down,
 The rest is up to you.

Chorus: You can chew it up,
 You can spit it out.
 Lettin' it all hang out,
 Beating around the bush.

D D/F# G D D/F# G D/F# A

don't need rhyme. pay'n' my dues, Ain't noth-in' I'd rath-er do. play-in' in a rock-in' band.

D D/F# G D D/F# G D D/F# G D/F# E5

Go - in' down, Hey, mom-ma, par - ty time... look at me... My friends are gon - na I'm on my way to the

be there too. prom - ised land. I'm on the

A D/A G D/F#

high - way to hell, on the

Rhythm figure 2 (lead guitar ad lib on D.S.)

end Rhythm figure 2

with Rhythm figure 2 (2 times)

To Coda I
To Coda II

A D/A G D/F# A D/A G D/F#

high - way to hell, I'm on the high - way to hell, I'm on the

A D/A^{1.}

high - way to hell.

2.

Dsus/A D/A

Mm. Don't stop me!

T 2 3 3 2

A 2 2 2 2

B 0 0 0 0

D/A Dsus/A D/A Dsus/A D/A

Guitar solo

with Rhythm figure 2 (4 times)

T 2 3 3 2 3 3 3 2 2 7 5 5 5 5

A 2 2 2 2 2 2 2 2 2 7 (9) 7 (9) 7 (9) 7 (9)

B 0 0 0 0 0 0 0 0 0 0 0 0 0 0

T 5 5 5 5 5 7 (8) 7

A 7 (9) 7 (9) 7 (8) 7 (8) 5 7 7 5 (6)

B 0 0 0 0 0 0 0 0 0 0 0 0 0 0

D.S. al Coda I

I'm on the

hold bend

T 2 4 5 5 2 0 5 5 2 5 5 4 (5) 5 4 (5) 4 4 14 18

A 2 4 (6) 5 (6) 4 2 0 5 5 4 (5) 2 0 2 5 4 (5) 4 4 14 18

B 0 0 0 0 0 0 0 0 0 0 0 0 0 0 0 0 0 0

Coda I

D.S. al Coda II
D/A

A G

high - way to...

Coda II

A D/A Free time

high - way to hell — And I'm go - in' down — all the way —

A

on the high - way to hell. —

GIRLS GOT RHYTHM

RONALD SCOTT/ANGUS YOUNG/MALCOLM YOUNG

guitar 1

D5 C5 A5 D5 C5 A5

Rhythm figure 1 end Rhythm figure 1

| | | | | | | | | | | | |
|---|---|---|---|-----|-----|---|---|---|-----|-----|-----|
| T | 3 | 1 | | | | 3 | 1 | | | | |
| A | 2 | 0 | | 2 2 | 0 2 | 2 | 0 | | 2 2 | 0 2 | |
| B | 0 | 3 | 2 | 4 | 0 3 | 0 | 3 | 2 | 4 | 0 3 | 0 0 |

guitar 2

Rhythm figure 1a end Rhythm figure 1a

| | | | | | | | | | | | |
|---|--|--|--|--|--|---|---|--|---|---------|-----|
| T | | | | | | 3 | 1 | | | | |
| A | | | | | | 2 | 0 | | 2 | | |
| B | | | | | | 0 | 3 | | 0 | 0 3 (4) | 0 0 |

D5 C5 A5 D5 C5 A5

1. I've been a -

Rhythm figure 2 end Rhythm figure 2 Rhythm figure 3 end Rhythm figure 3

| | | | | | | | | | | | |
|---|---|---|---|-----|-----|-----|---|--|-----|-----|---|
| T | 3 | 1 | | | | 3 | 1 | | | | |
| A | 2 | 0 | | 2 2 | 0 2 | 2 | 0 | | 2 2 | 4 2 | |
| B | 0 | 3 | 2 | 4 | 0 3 | 0 0 | 3 | | 2 | 4 | 0 |

Rhythm figure 2a end Rhythm figure 2a Rhythm figure 3a end Rhythm figure 3a

| | | | | | | | | | | | |
|---|---|---|--|---|--|-----|---|--|---|---|---|
| T | 3 | 1 | | | | 3 3 | 1 | | | | |
| A | 2 | 0 | | 2 | | 2 2 | 0 | | 2 | 2 | |
| B | 0 | 3 | | 2 | | 0 0 | 3 | | 0 | 2 | 0 |

with Rhythm figures 1 and 1a (8 times)
 D5 C5
 round the world,
 2. See additional lyrics

A5 D5 C5
 I've seen a mil-lion girls.—

A5 D5 C5 A5
 Ain't a - one of them got,— what my

D5 C5 A5 D5 C5
 la - dy she's got.— She's steal - ing the spot - light,—

A5 D5 C5 A5 D5 C5
 knocks me off my— feet.— She's e - nough to start a land - slide,

A5 D5 C5 A5
 just a - walk - in' down the street. Wear - in'

D5 C5 D5 C5
 dress - es so tight— and look - in' dy - na - mite,— a - bout to

Rhythm figure 4 end Rhythm figure 4 with Rhythm figure 4 (2 times)

B

| | | | | | | | |
|---|---|---|---|---|---|---|-----|
| 3 | 3 | 3 | 3 | | | | |
| 2 | 2 | 2 | 2 | 2 | 4 | 2 | 2 |
| 0 | 0 | 0 | 0 | 2 | 4 | 4 | 5 |
| | | | | | | | (6) |
| | | | | | | | (6) |
| | | | | | | | 7 |

Rhythm figure 4a end Rhythm figure 4a with Rhythm figure 4a (2 times)

B

| | | | | | | | |
|---|---|---|---|---|---|---|-----|
| 3 | 3 | 3 | 3 | | | | |
| 2 | 2 | 0 | 0 | 0 | 2 | 2 | 3 |
| 0 | 0 | 0 | 0 | 0 | 2 | 2 | (4) |
| | | | | | | | 0 |
| | | | | | | | 0 |

D5 B E

blow me out... No doubt a - bout it, can't live with-out it. The

Rhythm figure 5 end Rhythm figure 5

| | | | | | | | | | |
|---|--|---|---|---|---|---|---|---|-----------|
| T | | | | | | | | | |
| A | | 4 | 4 | 4 | 4 | 4 | | 2 | 2 |
| B | | 2 | | 2 | | | 2 | 0 | 0 0 0 0 0 |

Rhythm figure 5a end Rhythm figure 5a

| | | | | | | | | | |
|---|--|---|---|---|---|---|---|--|--|
| T | | | | | | | | | |
| A | | 4 | 4 | 4 | 4 | | 2 | | |
| B | | 2 | 2 | 2 | | 2 | 0 | | |

with Rhythm figures 2 and 2a

D5 C5 A5 D5 C5

girl's got a - rhy - thm. (Girl's got a rhy - thm.) The girl's got a - rhy - thm.

A5 D5 C5 A5

(Girl's got a - rhy - thm.) She's got the back seat a - rhy - thm. (Back seat a - rhy - thm.) The

D5 C5 A5

girl's got a - rhy - thm. Ow!

1. D5 C5 A5 D5 C5 A5

She's like a

with Rhythm figures 2 and 2a with Rhythm figures 3 and 3a

| | | | | | | | | | |
|---|--|---|-----|---|---|---|-----|-----|---|
| T | | | | | | | | | |
| A | | 7 | (9) | 5 | 5 | 7 | (9) | 5 | 7 |
| B | | | | 5 | 5 | 5 | 7 | (9) | 5 |

A5 D5 C5 A5

(Girl's got a - rhy - thm.) The girl's got a - rhy - thm. (Girl's got a - rhy - thm.) She's got the

D5 C5 A5 D5 C5

back seat a - rhy - thm. (Back seat a - rhy - thm.) The girl's got a - rhy - thm. —

A5 D5 C5 A5

(Girl's got a - rhy - thm.) You know she's real - ly got the rhy - thm. (Girl's got a - rhy - thm.) She's got the

D5 C5 A5 D5 C5

back seat a - rhy - thm. Ow! (Back seat a - rhy - thm.) Rock and Roll rhy - thm.

A5 D5 C5 A5

(Rock and Roll rhy - thm.) — Girl's got a - rhy - thm. —

with Rhythm figures 3 and 3a

Additional Lyrics

2. She's like a lethal brand, too much for any man.
 She gives me first degree, she really satisfies me.
 Loves me till I'm legless, achin' and sore.
 Enough to stop a freight train or start the third world war.
 You know I'm losin' sleep but I'm in too deep,
 Like a body needs blood.

with Rhythm figures 3 and 3a (2 times)

E G D A E G5 D A

E G5 D A

E G5 D A

E

1. Out of my way I'm a - run - nin' high, —
2., 3. See additional lyrics

Rhythm figure 4

Rhythm figure 4a

G5 D

Take a

end Rhythm figure 4

end Rhythm figure 4a

with Rhythm figures 4 and 4a (2 times)

E G5 D

chance with me and we'll give it a try. —

E G5

Ain't no wom-an in the world I know,--

D A5

'Cause I ain't a-look-ing for a wom-an's love.--

Rhythm figure 5

Rhythm figure 5a

D5 A5 D5 A5

(second and third time only) I wan - na walk all o - ver

end Rhythm figure 5

end Rhythm figure 5a

Coda Double time

A D/A A

you. _____

with Rhythm figure 5a

D A D A D

Now, watch out!

Guitar solo

E G5 D A E G5 D

with Rhythm figures 3 and 3a (8 times)

B R B B

A E G5 D

A E G5 D A

5 7 5 0 5 0 8 (10) (11) 0 0 7 (8) 7 (8) 0 7 (8) 0 7 (8)

E G5 D A

0 7 (8) 0 7 (8) 0 7 (8) 0 7 (8) 7 5 x x 12

E G5 D A

12 12 (13) 14 12 14 14 12 12 12 12 14 x x

E G5 D

(16) 15 15 (16) 14 (16) 14 (16) 14 12 14 12 15 (17)

E G5 D A

hold bend *

15 (17) (16) (17) (16) (17) (17) (16) (17) (17) (17) (16) (17) (17)

*Trap the 2nd and 3rd strings with the 3rd finger.

G5

P. H.-----

B R B

A5

8va-7

P.H.

B

G5

B B B B

A5 B5 E5 G5 D5

hold bend----- with Rhythm Figure 3a (4 times)

B B B

A E5 G5 D5 A

8va-----

B

E5 G5 D5 A E5 G5 D5 A

8va-----
hold bend
 B
 12-12(17) (17) 12-12 12 12-12 12-12-12 12-12-12
 (17)

E G5 D5

round and a - round in ste - re - o, — So

Rhythm figure 7 end Rhythm figure 7

with Rhythm figure 7 (2 times)

E G5

gim - me the stage, — I'm gon - na steal the show. —

D5 E

Leave on the mu - sic, turn off the light, —

G5 D5 with Rhythm figure 5 A5

To - night is gon - na

D5 A5 D5 A5

be the night. I'm gon - na walk all o - ver

with Rhythm figure 6 (3 times)
ad lib solo (5 bars)

you. —
(Walk all o - ver you. —) I'm gon - na walk all o - ver you. —
(Walk all o - ver you. —) Do a - ny - thing you want me to —
(Walk all o - ver you. —) I'm gon na walk all o - ver

you. —
Ow!
I'm gon-na walk all o - ver you.

ritard.

Guitar Solo

Additional Lyrics

2. Whoa, baby I ain't got much
Resistance to your touch.
Take off your high heels, let down your hair,
Paradise ain't far from there.
3. Reflections on the bedroom wall,
I know you thought you'd seen it all.
We'll rise and fall and light the sea,
You're looking so good under me.
4. Around and around in stereo,
So gimme the stage, I'm gonna steal the show.
Leave on the music, turn off the light,
Tonight is gonna be the night.

C A5 Asus4 A Asus4 A Asus4

los - in' my mind. There was noth - in' that she would - n't do. It
strok - in' my skin, Like a thun - der and light - nin' storm. It

C5 A5

was - n't the first; It was - n't the last. She knew we was mak - in' love. —
was - n't the first; It was - n't the last. It was - n't that she did - n't

C5

care. — I was so sat - is - fied, deep down in - side, Like a She
want - ed it hard, want - ed it fast.

D5 E5 G5

hand in a vel - vet glove. — } Seems like a touch,
liked it done me - di - um rare.

A5 C5 D5

a touch too much. — Seems like a

E5 G5 A5 C5

touch, a touch too much. —

D5 E5 G5

Too much for my bo - dy, too much for my brain. —

A5 C5 D5 E5 G5

This damn - wom - an's gon - na drive me in - sane. She got a touch, —

1. A5 D A5 D A5 D A5 E5

a touch too much...

Detailed description: This system contains the first musical system. It features a vocal line in treble clef with a key signature of one sharp (F#) and a 4/4 time signature. The lyrics are "a touch too much...". Above the vocal line, the first ending is marked "1." and the chords are listed as A5, D A5, D A5, D A5, and E5. Below the vocal line is a guitar melody in treble clef, and below that is a guitar chord diagram in standard tuning (T, A, B) showing fingerings for the first ending.

2. E5

Oh! _____ 2. She had the much. Touch me!

Detailed description: This system contains the second musical system. The vocal line has the lyrics "Oh! _____ 2. She had the much. Touch me!". The guitar melody continues in treble clef. The chord diagram below shows fingerings for the second ending, including a double bar line and repeat sign.

Guitar solo C5 A5

8va- _____

Detailed description: This system is a guitar solo section. It starts with a high-octave line marked "8va-" and a key signature of one sharp. The fretboard diagrams below show fingerings for the solo, primarily using the B string at the 12th and 14th frets, with some use of the 16th and 17th frets.

C5

8va- _____

Detailed description: This system continues the guitar solo. It features a high-octave line marked "8va-" and a key signature of one sharp. The fretboard diagrams show more complex fingerings, including the 16th and 17th frets on the B string.

D5 E5 G5 A5

8va- _____

Detailed description: This system concludes the guitar solo. It features a high-octave line marked "8va-" and a key signature of one sharp. The fretboard diagrams show fingerings for the final notes, including the 15th fret on the B string and open strings on the other strings.

B5 C5 A5 E5

Seems like a

E5 G5 A5 D5

touch, touch too much... You know it's much too much, much too...

Rhythm figure 2

E5 G5

much... I real - ly wan - na feel, yeah, touch too much... Girl, you know you're

end Rhythm figure 2 with Rhythm figure 2 (3 times)

A5 D5 E5 G5

giv - in' me, much too much... Oh, seems like a touch, just a dir - ty lit - tle touch... I real - ly need your

E5 G5

touch, — 'Cause you're much — too much —

A5 D5

— too much — too much. — Seems like a

E5 G5 A5 C5

touch, a touch too much. —

D E5 G5

Seems like a touch, a touch too

Rhythm figure 3

A5 C5 D E5 G5

much. — Giv - in' me a touch,

end Rhythm figure 3 with Rhythm figure 3 (5 times)

A5 C5 D E5 G5

A musical staff in G major showing chords A5, C5, D, E5, and G5. The notes are: A5 (A, C#, E), C5 (F#, A, C), D (D, F#, A), E5 (E, G#, B), and G5 (G, B, D).

a touch too much. — Ba - by got a touch,

A5 C5 D

A musical staff in G major showing chords A5, C5, and D. The notes are: A5 (A, C#, E), C5 (F#, A, C), and D (D, F#, A).

a touch too much. — Seems — like a

E5 G5 A5 C5

A musical staff in G major showing chords E5, G5, A5, and C5. The notes are: E5 (E, G#, B), G5 (G, B, D), A5 (A, C#, E), and C5 (F#, A, C).

touch, a touch too much. —

8va- *hold bend*

A musical staff with notes and bends. The notes are: (2), (9), (12), (14), (15), (17), (19), (21), (22), (24). Bends are indicated with wavy lines and the word "hold bend".

hold bend R *hold bend* R B *hold bend* R B *hold bend*

14(15) (15) 14 14(15) (15) 14 12 15(17) 15(17) (17)

T
A
B

A bass staff with fret numbers and bends. The notes are: 14(15), (15), 14, 14(15), (15), 14 12, 15(17), 15(17), (17). Bends are indicated with wavy lines and the word "hold bend".

D E5 G5

A musical staff in G major showing chords D, E5, and G5. The notes are: D (D, F#, A), E5 (E, G#, B), and G5 (G, B, D).

8va- A touch too

8va- *hold bend*

A musical staff with notes and bends. The notes are: (9), (12), (14), (15), (17), (19), (21), (22), (24). Bends are indicated with wavy lines and the word "hold bend".

hold bend R B *hold bend* R B *hold bend* R B *hold bend*

22(24) 22 22(24) 22(24) 22(24) (24) 22 20 22 (24)

T
A
B

A bass staff with fret numbers and bends. The notes are: 22(24), 22, 22(24), 22(24), 22(24), (24), 22 20 22, (24). Bends are indicated with wavy lines and the word "hold bend".

A5 C5 D E5 G5

A musical staff in G major showing chords A5, C5, D, E5, and G5. The notes are: A5 (A, C#, E), C5 (F#, A, C), D (D, F#, A), E5 (E, G#, B), and G5 (G, B, D).

much. —

8va- *hold bend*

A musical staff with notes and bends. The notes are: (9), (12), (14), (15), (17), (19), (21), (22), (24). Bends are indicated with wavy lines and the word "hold bend".

B R R R R *hold bend* *hold bend*

22(24) 22 22(24) 22 22(24) 22 22(24) 22 17 20 20 17 20 20 17

T
A
B

A bass staff with fret numbers and bends. The notes are: 22(24), 22, 22(24), 22, 22(24), 22, 22(24), 22, 17, 20, 20, 17, 20, 20, 17. Bends are indicated with wavy lines and the word "hold bend".

A5 C5 D

A touch too much. —

8va

T 20 20 17 20 20 17 20 20 17 20 20 17 20 20 17 20 20 17 22

A

B

E5 G5 A5

A touch too much. —

8va

with Rhythm figure 3 (first 2 bars)

Rhythm figure 4

T (24) 22 B 22 22 B 22 B 22 B

A 22(24) 22(24) 22(24) 22(24) 22(24) 22(24)

B 7 7 7 7 7 7 7 7 7 7 7 7 7 7 7 7 7 7

5 5 5 5 5 5 5 5 5 5 5 5 5 5 5 5 5 5

D5 A5 D5 A5 D5 A5 D5 A5 D5 A5 D5 A5

Touch. Come on,

end Rhythm figure 4 with Rhythm figure 4 (2 times)

T 7 7 7 7 7 7 7 7

A 7 7 7 7 7 7 7 7

B 5 5 5 5 5 5 5 5

D5 A5 D5 A5 D5 A5 E5

touch me. Yeah!

B B B B

3 (6) 3 (5) 3 (5) 3 (5)

T

A

B

SHOT DOWN IN FLAMES

RONALD SCOTT/ANGUS YOUNG/MALCOLM YOUNG

D5 A

A5 G5 D5 C5 A5 G5 D5 C5

Whoa! — Whoa! Want you!

guitar 1

Rhythm figure 1 end Rhythm figure 1 with Rhythm figure 1 (5 times)

guitar 2

Rhythm figure 1a end Rhythm figure 1a with Rhythm figure 1a (10 times)

A5 G5 D5 C5 A5 G5 D5 C5

A5 G5 D5 C5

1. Been a long — time — look - in' for a wom - 'an,
 2. See additional lyrics

A5 G5 D5 C5

Gon - na give me good love.

A5 G5 D5 C5

An - y - bod - y wan - na hang on to me, —

A5 G5 D5 C5 A5 G5

I'm real - ly burn-in' up. She was stand - in' a - lone o -

Rhythm figure 2 end Rhythm figure 2 with Rhythm figure 1

D5 C5 with Rhythm figure 2 A5 G5 D5 C5

ver by the juke - box, Lots of some-thing to sell.

A5 G5 D5 C5 A5 G5

I said "Ba - by what's the go - ing price?" She told me to go to hell.

TAB

5 5 3 5 5 3 7 7 5 7 7 5 5 5 3 5 5 3

TAB

2 2 0 2 2 0 2 2 0 2 2 0 2 2 0 3

D5

Shot down in

Rhythm figure 3 end Rhythm figure 3

TAB

0 2 2 0 2 2 0 2 2 3 0 2 2 0 2 2 0

TAB

0 3 0

A5 G5 D5 C5 ³ A5 G5

flames. — Shot down in flames. —

Rhythm figure 4

end Rhythm figure 4 with Rhythm figures 4a (2 times)

Rhythm figure 4a

end Rhythm figure 4a with Rhythm figures 4a (2 times)

D5 C5 A5 G5 D5 C5 ³

Ain't it a shame, — To be shot down in

A5 G5 1. D5

flames. —

with Rhythm figure 3

2. with Rhythm figure 3 (2 times)

D5

Hey you! —

Oh, yes!

Shoot me!

Shoot me!

A5 G5 D5 C5

with Rhythm figure 4a (7 1/2 times)

T
A
B

A5 G5 D5 C5

T
A
B

A5 G5 D5 C5

That's — nice! —

T
A
B

A5 G5 D5 C5

Wow!

T
A
B

A5 G5 D5 C5

P.M.

A5 G5 D5 C5

A5 G5 D5 C5 A5 G5

8va
P.H.

D5

Ugh!

15ma
P.H.

Yeah! Shot down in

15ma 7 8va

hold bend

12 14 16 17 20 (22) (22) 0

with Rhythm figures 4 and 4a (3 1/2 times)

A5 G5 D5 C5 3 A5 G5

flames, shot down in flames.

D5 C5 A5 G5 D5 C5 3

Ain't it a shame, — To be shot down in

with Rhythm figure 3

A5 G5 D5 3

flames. — Ow! Shot! Shot down in

with Rhythm figures 4 and 4a (3 1/2 times)

A5 G5 D5 C5 3 A5 G5

flames. — Oh, — oh! — Shot down in flames.

D5 C5 A5 G5 D5 C5 3 A5 3 G5

Ain't it a shame. — To be shot down in flames. —

with Rhythm figure 3 (2 times)

D5 3 3 3 3

I don't need a thing, — don't leave — me! Shot down in

A5

flames.

Ugh!

Additional Lyrics

2. Singles bar,
 Got my eye on a honey,
 Hangin' out everywhere.
 She might want my money,
 I really don't care, no!
 Say baby, you're driving me crazy,
 Laying it out on the line.
 When a guy with a chip on his shoulder says,
 "Don't sit buddy, she's mine."

IF YOU WANT BLOOD (You've Got It)

RONALD SCOTT/ANGUS YOUNG/MALCOLM YOUNG

Moderately fast rock ♩ = 144

guitar 1
Intro guitar 2

f

A Asus4 A D Dsus4 D

P.M. P.M. P.M. P.M.-----

Rhythm figure 1

A Asus4 A D Dsus4 D

P.M. P.M. P.M. P.M.-----

end Rhythm figure 1

with Rhythm figure 1 (2 times)

Verses 1 and 2
with Rhythm figure 1 (4 times)

A Asus4 A D Dsus4 D A Asus4 A D

1. It's
crim - i - nal, _____ There ought to be a law, _____

2. See additional lyrics
Dsus4 D A Asus4 A D Dsus4 D

Crim - i - nal, _____ There ought to

The musical score is written for guitar in the key of A major (indicated by three sharps: F#, C#, G#) and 4/4 time. It features two guitar parts: 'guitar 1' in the treble clef and 'guitar 2' in the bass clef. The tempo is 'Moderately fast rock' at 144 beats per minute. The score is divided into several sections: an 'Intro' for guitar 2, followed by two systems of guitar 1 and guitar 2 parts. Each system includes a treble clef staff with notes and rests, and a bass clef staff with a 'Rhythm figure 1' consisting of a sequence of chords (A, Asus4, A, D, Dsus4, D) with specific fretting and picking patterns. The first system is marked with a forte 'f' dynamic and includes 'P.M.' (pick mute) markings. The second system ends with 'end Rhythm figure 1'. This is followed by a section labeled 'with Rhythm figure 1 (2 times)'. The final section contains the lyrics for 'Verses 1 and 2', with guitar 1 playing a melodic line and guitar 2 providing a rhythmic accompaniment. The lyrics are: '1. It's crim - i - nal, _____ There ought to be a law, _____' and '2. See additional lyrics _____ Crim - i - nal, _____ There ought to'. Chord diagrams and fretting instructions are provided throughout the score.

A Asus4 A D Dsus4 D A Asus4 A D

be a whole lot more. You get a noth-in' for noth-in',

Dsus4 D A Asus4 A D Dsus4 D A Asus4 A D

Tell me, who can you trust? We got what you want,

Dsus4 D A Asus4 A D Dsus4 D

And you got the lust. If you want

Chorus

A G5 D

blood, you got

guitars 1 and 2

Rhythm figure 2

A G5 D

it. If you want

end Rhythm figure 2

with Rhythm figure 2 (2 times)

A G5 D A G5 D

blood,

you got it.

A G5 D

Blood on the streets, blood on the rocks, Blood

A G5 D A G5 D

in the gut - ter, ev - 'ry last drop. You want blood,

To Coda

you got it.

Yes, you have.

with Rhythm figure 1

A Asus4 A D Dsus4 D A Asus4 A D Dsus4 D D.S. al Coda

2. It's

Coda D Guitar solo A Asus4 A D

Oh, I'm talk - in' to you! —

with Rhythm figure 1 (4 times)
B

Dsus4 D A Asus4 A D Dsus4 D

P.M.

let ring - -

B R

A Asus4 A D Dsus4 D A Asus4 A D

.....

B B

Dsus4 D A Asus4 A D

B R B B

Dsus4 D A Asus4 A D

B R B

Dsus4 D A Asus4 A D Dsus4 D

P.M.

B

A Asus4 A D Dsus4 Sva

B

A Asus4 A D Dsus4 D A Asus4 A

guitar 1

Yeah! _____ Oh! _____

8va' ---

T
A
B

guitar 2

guitars 1 and 2

T
A
B

D/F# G (C) A Asus4 A D Dsus4 D

let ring- ----, let ring- ----

Rhythm figure 3

T
A
B

A Asus4 A D/F# G (C)

let ring- ----, let ring- ----

end Rhythm figure 3

T
A
B

with Rhythm figures 3 (2 times)

A Asus4 A D Dsus4 D A Asus4 A

Blood on the rocks, blood on the streets,

D/F# G (C) A Asus4 A D Dsus4 D

Blood in the sky,

A Asus4 A D/F# G (C) A G5 D

blood on the streets. If you want blood,

you got it!

with Rhythm figure 1 (2 times)

Want you to bleed for me.

If you want

Chorus

Rhythm figure 4 A Asus4 A D Dsus4 D

blood, you got it. If you want

A Asus4 A D Dsus4 D with Rhythm figure 4 (6 times) end Rhythm figure 4 A Asus4 A D

blood, you got it. If you want blood, you got

Dsus4 D A Asus4 A D Dsus4 D

it. If you want blood, you got it.

(If you want

A Asus4 A D Dsus4 D A Asus4 A D

blood,) you got — it. If you want blood, — you got —

8va-----

hold bend-----

B B B R

16(17) 13 14 14 14 16(18) 16(18) 17 (18)

Dsus4 D A Asus4 A D

— it. If you want — blood, you got —

8va-----

hold bend-----

B B 17 R 17

16 14 16 16 14 16 (18) 16 (18) 17 17 16(16)16

Dsus4 D A Asus4 A D Dsus4 D

— it. If you want blood, — you got — it If you want

8va-----

hold bend-----

B 15 17 B R B R B

17 16 (18) 17 16(18) 16 16 14 14 16 (18) 17 (18) 16 14 14 14 16(18)

A Asus4 A D Dsus4 D

blood, you got — it. If you want

8va

hold bend----- 7 hold bend----- 7

B R B B (17) (19)

20 (22) 20 20 (22) 10 (20) (20) (20) (20) 10 (20) (20)

A Asus4 D Dsus4 D

blood, you got — it. If you want

8va

3 3 B R

17 17 20 17 13 13 14 13 15 (17) 15 17 20

A Asus4 A D Dsus4 D

blood, you got — it. fade out

8va

hold bend----- 7
with Rhythm figure 4 (first 2 bars)

B

17 20 (22) (22) 17 17 17

Additional Lyrics

2. It's animal,
Livin' in a human zoo.
Animal,
The shit that they toss to you.
Feelin' like a Christian,
Locked in a cage.
Thrown to the lions,
On a second's rage.

GET IT HOT

RONALD SCOTT/ANGUS YOUNG/MALCOLM YOUNG

Tune down 1/2 step:

- ⑥ = E \flat ③ = G \flat
- ⑤ = A \flat ② = B \flat
- ④ = D \flat ① = E \flat

Moderate rock $\text{♩} = 128$

Intro *guitars 1 and 2*

B E/B B E/B B E/B B E/B B

(drums) *f*

E/B B E/B B E/B B E/B B E/B B E/B B

E/B B E/B B E/B B E/B B E/B B E/B B

Verses 1 and 2

E/B B E/B B7 E/G# B/F# E/G# B/F# E/B B

1. Go - in' out on the town, Just a
 2. See additional lyrics

| | | | | | | | | | | | | |
|---|---|---|---|---|---|---|---|---|---|---|---|---|
| T | 7 | 9 | 7 | 9 | 7 | 7 | 5 | 4 | 5 | 4 | 9 | 7 |
| A | 8 | 9 | 8 | 9 | 7 | 7 | 4 | 4 | 4 | 4 | 9 | 8 |
| B | 9 | 9 | 9 | 9 | 7 | 7 | 6 | 4 | 6 | 4 | 9 | 9 |

E/B B E/B B7 F/G# B/F# E/G# B/F# E/B B E/B B E/B B7

me and you. —

Gon - na have our - selves a par - ty,

| | | | | | | | | | | | | | | | | | |
|---|---|---|---|---|---|---|---|---|---|---|---|---|---|---|---|---|---|
| T | 7 | 9 | 7 | 9 | 7 | 7 | 5 | 4 | 5 | 4 | 9 | 7 | 7 | 9 | 7 | 9 | 7 |
| A | 8 | 9 | 8 | 9 | 7 | 7 | 4 | 4 | 4 | 4 | 9 | 8 | 8 | 9 | 8 | 9 | 7 |
| B | 9 | 9 | 9 | 9 | 7 | 7 | 6 | 4 | 6 | 4 | 9 | 9 | 9 | 9 | 9 | 9 | 7 |

E/G# B/F# E/G# B/F# E/B B E/B B E/B B7 E/G# B/F# E/G# B/F# E

Just like we used to do. —

No -

| | | | | | | | | | | | | | | | | | | |
|---|---|---|---|---|---|---|---|---|---|---|---|---|---|---|---|---|---|---|
| T | 7 | 5 | 4 | 5 | 4 | 9 | 7 | 7 | 9 | 7 | 9 | 7 | 7 | 5 | 4 | 5 | 4 | 1 |
| A | 7 | 4 | 4 | 4 | 4 | 9 | 8 | 8 | 9 | 9 | 9 | 7 | 7 | 4 | 4 | 4 | 4 | 2 |
| B | 7 | 6 | 4 | 6 | 4 | 9 | 9 | 9 | 9 | 7 | 7 | 6 | 4 | 6 | 4 | 4 | 4 | 0 |

A B7 E/G# B/F# E/G B/F# E A B7
 bod - y's play - in' Man - i - low, — No - bo - dy's play - in' soul. —

This system contains the first two lines of the musical score. The top line is the vocal melody with lyrics. The second line is the piano accompaniment. The third line is the guitar tablature for the electric guitar part.

E/G# B/F# E/G# B/F# E A B7
 — And no - one's play - in' hard —

This system contains the second two lines of the musical score. It continues the vocal melody and piano accompaniment from the first system.

E/G# B/F# E/G# B/F# E A B
 — to get, Just a - good old — rock 'n' roll. — Get it hot, —

This system contains the final two lines of the musical score on this page. It concludes the vocal melody and piano accompaniment.

Chorus

B/F# E/G# B/F# B/F# E/G# B/F# B/F# E/G# B/F#

get it hot. — Come on ba - by, get it hot. —

Rhythm figure 1

| | | | | | | | | | |
|---|---|---|---|---|---|---|---|---|---|
| T | 4 | 5 | 4 | 4 | 5 | 4 | 4 | 5 | 4 |
| A | 4 | 4 | 4 | 4 | 4 | 4 | 4 | 4 | 4 |
| B | 4 | 6 | 4 | 4 | 6 | 4 | 4 | 6 | 4 |

B/F# E/G# B/F# B/F# E/G# B/F# B/F# E/G# B/F#

Get it hot, — get it hot. — All right.

end Rhythm figure 1

| | | | | | | | | | |
|---|---|---|---|---|---|---|---|---|---|
| T | 4 | 5 | 4 | 4 | 5 | 4 | 4 | 5 | 4 |
| A | 4 | 4 | 4 | 4 | 4 | 4 | 4 | 4 | 4 |
| B | 4 | 6 | 4 | 4 | 6 | 4 | 4 | 6 | 4 |

1. E A E B 2.

Move. — Ow!

| | | | | | | | | |
|---|---|---|---|---|---|---|---|---|
| T | 1 | 1 | 2 | 1 | 4 | 4 | 7 | 4 |
| A | 2 | 2 | 2 | 2 | 4 | 4 | 6 | 4 |
| B | 0 | 0 | 0 | 0 | 2 | 2 | 9 | 2 |

Guitar solo

guitar 2

guitar 1

E A B E

let ring -----

This system contains the first two staves of music. The top staff is for guitar 2, featuring a melodic line with notes E, A, B, and E, each with a slur above it. The bottom staff is for guitar 1, showing a complex rhythmic pattern with notes and fret numbers (9, 10, 11, 7, 9, 7, 9, 7) and a 'let ring' instruction with a dashed line.

A B E

This system contains the third and fourth staves. The top staff continues the melodic line with notes A, B, and E. The bottom staff continues the rhythmic pattern with fret numbers (7, 7, 7, 7, 7, 7, 7, 7, 7, 7, 9, 11, 7, 9).

A B E

This system contains the fifth and sixth staves. The top staff continues the melodic line with notes A, B, and E. The bottom staff continues the rhythmic pattern with fret numbers (11, 7, 9, 11, 7, 9, 11, 7, 10, 11, 7, 10, 7, 9, 7, 9, 10, 10).

A B

Get it hot, -

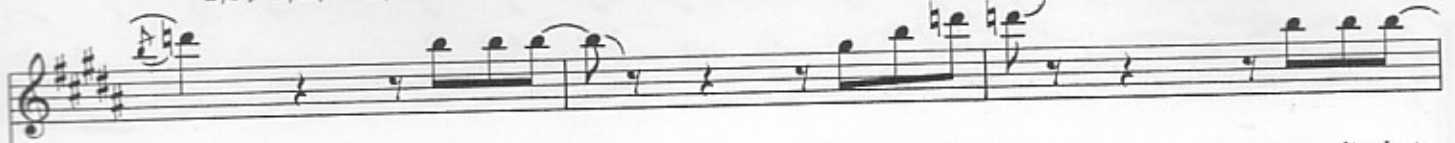
This system contains the seventh and eighth staves. The top staff continues the melodic line with notes A and B. The bottom staff continues the rhythmic pattern with fret numbers (9, 7, 9, 7, 9, 7, 9, 10, 11) and a wavy line above the notes. The text 'Get it hot, -' is written below the staff.

Chorus

B/F# E/G# B/F#

B/F# E/G# B/F#

B/F# E/G# B/F#



get it hot. —

Come on ba - by,

get it hot. —



with Rhythm figure 1 (2 times)



B/F# E/G# B/F#

B/F# E/G# B/F#


B/F# E/G# B/F#



Get it hot, —

oh, get it hot. —


Oh, yes in- deed, —



B/F# E/G# B/F#

B/F# E/G# B/F#

B/F# E/G# B/F#



get it hot. —

Come on ba - by,

get it hot. —



B/F# E/G# B/F# B/F# E/G# B/F# B/F# E/G# B/F#

Make me feel good, get it hot.— Oh, ba -

T 7 9 (10) 9 7 7 7 9 (10) 9 7 7 7 9 (10) 9 7 7 7

A 7 9 (10) 9 7 7 7 9 (10) 9 7 7 7 9 (10) 9 7 7 7

B 7 7 7 7 7 7 7 7 7 7 7 7 7 7 7 7

B/F# E/G# B/F# B/F# E/G# B/F# E A E B

by, get it hot.— Whoa, now!

hold bend -

T 7 9 (10) 9 7 7 7 B 7 7 B 7 7 B 7 7 B 7 7 B 7

A 7 9 (10) 9 7 7 7 9 (11) 7 7 9 (11) 7 7 9 (11) 7 7 9 (11) 7 7 9 (11)

B 7 7 7 7 7 7 7 7 7 7 7 7 7 7 7 7

Additional Lyrics

2. Move around the motorway,
 Got a whole lotta booze.
 Got myself a sweet little number,
 Who's got nothin' to lose.
 Gonna bend you like a G string,
 Conduct you like a fire.
 So get your body in the right place,
 We'll set the world on fire.

LOVE HUNGRY MAN

RONALD SCOTT/ANGUS YOUNG/MALCOLM YOUNG

Tune down 1/2 step:

- ⑥ = E♭ ③ = G♭
 ⑤ = A♭ ② = B♭
 ④ = D♭ ① = E♭

Medium rock ♩ = 126

guitars 1 and 2

D D/F# G5 A *play 4 times*

Rhythm figure 1 end Rhythm figure 1

Verse 1
with Rhythm figure 1 (2 times)

D D/F# G5 A

Are you the one that I wait - ed for? _____

D D/F# G5 A

I need your lov - in' more and more. _____

I don't know what your name is, I don't know what your game is. _____

I want to take you to - night, An - i - mal ap - pe - tite. 'Cause I'm a

Chorus
with Rhythm figure 1 (2 times)

D D/F# G5 A

love hun - gry man. _____ Yeah, I'm a
 (Hun - gry man.)

D D/F# G5 A

love, hun - gry man. _____
 (Hun - gry man.)

Verse 2

G5 A5 G5 A5 G5 A5 G5 A5 G5 A5 G5 A5

Don't want no con - ver - sa - tion, I need

Rhythm figure 2 end Rhythm figure 2 with Rhythm figure 2 (2 times)

5 7 7 5 7 5 7 7 5 7 5 7 7 5 7 5 7 7 5 7

3 5 5 3 5 3 5 5 3 5

G5 A5 G5 A5 G5 A5 G5 A5 G5 A5 G5 A5

sweet sen - sa - tion. And all I wan - na do, —

G5 A5 G5 G5 A5 G5 A5 D D/F#

is make a meal out of you... 'Cause I'm a love (Love

Chorus Rhythm figure 3

G5 A5 G5 A5 G5 A5 G5 A5 G5 A5

hun - gry man. I got to get what I can... 'Cause I'm a

hun - gry man.)

end Rhythm figure 3

with Rhythm figure 3 D D/F# G5 A5 G5 A5 G5 A5 G5 A5

love (Love, love.) hun - gry man. I'm tell - in' you! — Oh, yes I am! —

Guitar solo

D G5 D G5 D G5 A5 G5 A5

guitar 2

T 11 10 10 10 12 10 11 9 11 10 10 10 12 10 11 6 10 5 8 6 5 5 7 5

A

B

G5 A5 G5 A5 D G5 D G5 D

B B B

T 7 5 5 7 5 5 7 6 11 10 10 10 12 10 11 10 10 10 12 10 11

A

B

G5 A5 G5 A5 G5 A5 G5 A5

8va

B B 17 17 20 17 20 17 B

T 20 22 20 22 17 17 20 17 20 17 17 20 22

A

B

guitar 2

C F5 C G5 C G5

B R B

guitar 1

5 5 5 5 6 5 3 3 3 3 0 3

5 5 5 5 5 5 3 3 3 3 0 3

3 3 3 3 3 3 3 3 3 3 3 3

D G5 D G5 D

B R B R

guitar 1

2 2 2 2 3 2 2 2 2 2 3 2

3 3 3 3 3 3 3 3 3 3 3 3

0 0 0 0 0 0 0 0 0 0 0 0

C F5 C G5 C G5 A D5 A

B B R B B

7(9) 7(9) 7 5 7 7 7(9) 5 5 8(10) 8 8(10) 5 5 8 5 8 5 8

T 5 5 5 5 6 5 3 3 3 3 0 3 2 3 2

A 5 5 5 5 5 5 0 0 0 0 0 0 0 0 0

B 3 3 3 3 3 3 3 3 3 3 3 3 0 0 0

A5 D5 A A5 D5 A

tr (4-5) (5-6) (b7-8)

5 5 8 5 8 5 5 10 5 5 8 5 8 5 5 8 5 7 5 5 10 10 (13) 10 (13) 11 (14)

T 2 2 2 2 3 2 2 2 2 2 2 2

A 2 2 2 2 2 2 0 0 0 0 0 0

B 0 0 0 0 0 0 0 0 0 0 0 0

Chorus

A5 D D/F# G5

Whoa! I'm your love hun gry hun - gry
(Love hun gry)

with Rhythm figure 1 (4 times)

B
13 (10) 14 (17) 15 (18) 16 (10) 20 (22)

13 (10) 14 (17) 15 (18) 16 (10) 20 (22)

0 2 2 2 2 2 2

0 0 0 0 0 0 0

A D A D/F# G5 A D/F# G5 A D

man. man.) Ooh, ba - by you're such a treat. (Love And you know, hun - gry a man's got to eat. (I'm a love Ah, you're the one hun I'm wait - ing for. (Oh, yes you are! I need your lov - in' more and more. Yeah, I do! 'Cause I'm a love

D/F G5 A5 G5 A5 G5 A5 G5 A5 D5

love hun - gry man. Oh, yes I am. I'm a

D/F# G5 A5 G5 A5

love, a love hun - gry man. Just

A5 G5 A5 D D/F# G5

look at me. Oh, I'm a love, — love hun - gry

A5 G5 A5 G5 A5

man. Oh! — Oh, I'm your love,

D/F# G5 A5 G5 A5 G5 A5 G5 D

love hun - gry man. Oh, I'm a love, —

Rhythm figure 4 D D/F# G5 A5 G5 A5

love hun - gry man. —

G5 A5 G5 A5 D with Rhythm figure 4 (2 times) D/F# G5

8va

Oh! — I am a love, — love hun - gry

A5 G5 A G5 A5 G5 A5 D D/F#

8va

man. — Yeah, yes I am! — Whoa!

guitar 2

| | | | | | | | | | | | | | | | | | |
|---|--|--|--|--|--|--|--|--|--|--|--|--|--|--|--|--|--|
| T | | | | | | | | | | | | | | | | | |
| A | | | | | | | | | | | | | | | | | |
| B | | | | | | | | | | | | | | | | | |

11 10 10 10 10 12 11 11 11 11 12 11

G5 A5 G5 A5 G5 A5 G5 A5

8va -----

hold bend -----

B 17 R

T 9 11 10 10 10 10 12 10 16 17 16 14 16 14 14

A 11 11 11 11 11 12 11 16 (18) 17 (18) 16 14 16 14 14

B 11 16 (18) 17 (18) 16 14 16 14 14

with ad lib vocal

D D/F# G5 A5 G5 A5

8va -----

let ring -----

U.B. B B B

T 11 10 10 10 10 12 10 14 14 14 14 14 14 17 17 17

A 11 11 11 11 11 12 11 16 (18) 16 (18) 16 (18) 16 (18) 16 (18) 16 (18) 16 (18) 16 (18) 16 (18) 16 (18)

B 11 16 (18) 16 (18) 16 (18) 16 (18) 16 (18) 16 (18) 16 (18) 16 (18) 16 (18) 16 (18) 16 (18)

G5 A5 G5 A5 D D/F# G5

8va -----

U.B.

T 17 17 14 14 14 14 14 14 14 14 14 15 15 15

A 16 (18) 16 (18) 17 (19) 17 (19) 17 (19) 17 (19) 17 (19) 17 (19) 17 (19) 17 (19) 17 (19) 18 (20) 18 (20) 18 (20)

B 16 (18) 16 (18) 17 (19) 17 (19) 17 (19) 17 (19) 17 (19) 17 (19) 17 (19) 17 (19) 17 (19) 18 (20) 18 (20) 18 (20)

A5

Ooh, love hun - gry man!

A5 G5 A5

T 17 17 14 14 14 14 14 14 14 14 15 15 15

A 16 (18) 16 (18) 17 (19) 17 (19) 17 (19) 17 (19) 17 (19) 17 (19) 17 (19) 17 (19) 18 (20) 18 (20) 18 (20)

B 16 (18) 16 (18) 17 (19) 17 (19) 17 (19) 17 (19) 17 (19) 17 (19) 17 (19) 17 (19) 18 (20) 18 (20) 18 (20)

U.B. -----

vib.

guitars 1 and 2

T 12 15 (17) 2 2 2 0 2 2 2 2 0 2 0 0 0 3

A 15 (17) 15 (17) 2 2 2 0 2 2 2 2 0 2 0 0 0 3

B 15 (17) 15 (17) 0 0 0 0 0 0 0 0 0 0 0 0 0 3

NIGHT PROWLER

RONALD SCOTT/ANGUS YOUNG/MALCOLM YOUNG

Tune down 1/2 step:

⑥ = E♭ ③ = G♭

⑤ = A♭ ② = B♭

④ = D♭ ① = E♭

Slow rock ♩ = 63

Intro

A5 guitar 1 D5 Csus2 D5 A5 D5

f

Csus2 D5

A5 guitar 2 D5 Csus2 D5

f hold bend -----

B (10) (10) (10) R 8 5

guitar 1

Rhythm figure 1 let ring ----- end Rhythm figure 1

The score is written for guitar in E major (one sharp) and 4/4 time. It consists of four systems of music. The first system is the 'Intro' for guitar 1, featuring chords A5, D5, Csus2, D5, A5, and D5. The second system continues guitar 1 with Csus2 and D5 chords, including a long sustain. The third system is for guitar 2, starting with an A5 chord and a 'hold bend' instruction over a B note. The fourth system is for guitar 1, showing 'Rhythm figure 1' and a 'let ring' instruction. Chord diagrams are provided for guitar 1 in the first system and for guitar 2 in the third system.

guitar 2
A5 D5 Csus2 D5

with Rhythm figure 1 (2 times)

A5 D5 Csus2 D5

guitar 2
A5 D5 Csus2 Dsus2

guitar 1

guitar 1
A5 D G D

Rhythm figure 2

A5 D G D

Some

end Rhythm figure 2

| | | | | |
|---|---|---|---|---|
| A | 2 | 4 | 0 | 2 |
| B | 0 | 5 | 0 | 4 |
| | | | 0 | 5 |

Verse 1
with Rhythm figure 2

A5 D G D

wea - ry clock_ strikes mid - night, — And there's a

A5 D G D

full moon_ in the sky. — Ya hear a dog bark —

with Rhythm figure 2 (first 3 bars)

A5 D G D

— in the dis - tance, — Ya hear

A5 D G D

some - one's ba - by cry. — A

| | | | | |
|---|--|--|---|---------|
| A | | | 0 | 2 |
| B | | | 0 | 4 |
| | | | 0 | 5 |
| | | | | 0 3 0 3 |

A5 D G D

rat runs down the alley, And a chill runs down your spine. And

Rhythm figure 3 end Rhythm figure 3

T A B 2 2 4 0 0 5 0 4 5 0 3 0 3

with Rhythm figures 3 (3 times)

A5 D G D

some-one walks across your grave, And ya wish the sun would shine, 'Cause

A5 D G D

no one's gonna warn ya, And no one's gonna yell at tack. And

A5 D G D

you don't feel the steel, Till it's hangin' out your back, I'm your

Chorus
with Rhythm figure 1 (3½ times)

A5 D5 Csus2 D5

night (Night prowler, I sleep in the day.)

A5 D5 Csus2 D5

Night (Night prowler, get out of my way.) Yeah, I'm your

A5 D5 Csus2 D5

night (Night prowler, watch out to night.) Yes, I'm the

A5 D5 To Coda II ⊕ Csus2 D5 To Coda I ⊕

night (Night prowl - er, _____ when you shut out the light.
prowl - er. _____)

T 3 3 3 3 3 3 3 3 3 3 3 3
A 0 0 0 0 0 0 2 2 2 2 2 2
B 3 3 3 3 3 3 0 0 0 0 0 0

Guitar solo
A5 D5 Csus2 D5

hold bend -----
with Rhythm figure 1 (3½ times)

B B B R

T 7 (9) (9) 7 (8) (9) (8) (9) 7 5
A
B

A5 D5 Csus2 D5

T B B R B B
A 7 6 (9) 6 (10) (9) (10) 7
B

A5 D5 Csus2 D5

T B B B B B B R B B
A 5 (6) 7 5 (6) 7 5 (6) 7 5 (6) 7 5 (6) 7 5 (6) 7 (9) 7 (9) 10 0
B 2 9

A5 D5 Csus2 D5

hold bend ----- 1 hold bend ----- 1

B B B

7 (8) 8 (10) (10) (10) (10) 13 (15) (15) (15)

Verse 2

A5 A6 A7(no 3rd) A6

scared to turn your light out, 'Cause there's some-thin' on your mind... Was that a:

P.M. -----

Rhythm figure 4 with Rhythm figure 2 (4 times)

P.M. ----- end Rhythm figure 4

2 2 2 2 4 4 4 4 5 5 5 5 4 0 3

0 0 0 0 0 0 0 0 0 0 0 0 0 0 3

A5 with Rhythm figure 4 (3 times) A6 A7(no 3rd) A6

noise out-side the win-dow, What's that shad-ow_ on the blind?_ As you

A5 A6 A7(no 3rd) A6

lie there na-ked like a bod-y_ in a tomb, Sus-

A5 A6 A7(no 3rd) A6 D.S. al Coda 1

pend-ed an-i-ma-tion as I slip in-to your room. I'm your

Coda

A5 guitar 2

D5

Csus2

D5

with Rhythm figure 1 (4 times)

B

R B R B R B R B R B

T 7 (9)

A (9) (8) (9)(8) (9) (8)(9)(8)(9)(8)(9) (8) (9)

B

A5

D5

Csus2

D5

B

6 (10)

6 (10)

8 5 3 5 0 3 3 5

5

A5

D5

Csus2

D5

hold bend - - - - -

B

R B R B R B R B

T 7 (9)

A (9) 7 (9) 7 (9) 7 (9) 7 (9) (9)(9)(9)(9) (9)(9)(9)(9) (9)(9)(9)

B

A5

D5

Csus2

D5

3 3

B

6 (10)

5 3 0 8 5 0 5 3 0 5 3 0 5 2 0 5 2 0 2 5 5

3

A5 Csus2 Dsus2

hold bend -----

B

T
A
B

5 (7) (7) (7) (7) (7) (7)

0 3 0 0 3 3 0 3 0 3 0 3

T
A
B

2 0

0 3 0 3 0 3 0 3 0 3 0 3

A5 Csus2 Dsus2

P.M. -----

T
A
B

1 3 2 0 3 0 2 0 3 1 3 1 3 1 3 1 3 1 3 3 1 3 1 3 1 3 5 (7) (9)

0 3 0 3 0 3 0 3 0 3 0 3 0 3 0 3 0 3 0 3 0 3 0 3 0 3 0 3 0 3

T
A
B

2 0

0 3 0 3 0 3 0 3 0 3 0 3 0 3 0 3 0 3 0 3 0 3 0 3 0 3

Coda II

Csus2 D5 A5 D5

you torn out the light. I'm your night (Night prowl - er, oh. prowl - er, oh.)

let ring -----,

T A B

Csus2 D5 A5 D5 Csus2 D5

break down your door. I'm your night prowl - er. I'm the (Night prowl - er, crawl - in' 'cross your floor.)

A5 D5 Csus2 D5

night (Night prowl - er, yes I will. (Night prowl - er, make a mess of you.))

A5 D5 Csus2

Night (Night prowl - er, and I'm tel - in' this to you, There ain't noth - in', (Night prowl - er.))

let ring -----,

T A B

D5 A5

There ain't noth - in', oh! A - noth - in' you can do.

T A B

HIGHWAY TO HELL
GIRLS GOT RHYTHM
WALK ALL OVER YOU
TOUCH TOO MUCH
BEATING AROUND THE BUSH
SHOT DOWN IN FLAMES
GET IT HOT
IF YOU WANT BLOOD (You've Got It)
LOVE HUNGRY MAN
NIGHT PROWLER



AMSCO PUBLICATIONS
ORDER NO. AM 76662
US ISBN 0.8256.2534.3
UK ISBN 0.7119.1984.4

