

E $\flat$   
x 3 fr.

Ev - ery - bod - y else - 's girl May - be

Gm/D  
x 3 fr.

one day she'll be her own

E $\flat$   
x 3 fr.

Ev - ery - bod - y else - 's girl May - be

Gm/D  
x 3 fr.

one day she'll be her own

E $\flat$ /G



call - in' my ba - by call - in' my ba - by

*poco a poco cresc.*

F/A



E $\flat$ /B $\flat$



call - in' my ba - by call - in' \_\_\_\_\_

E $\flat$



3 fr.

Ev - ery - bod - y else - 's girl \_\_\_\_\_ May - be

*mf*

Gm/D



3 fr.

one day she'll be her own \_\_\_\_\_

Gm F Eb F Gm F Eb F

won - der - ing why

Gm F Eb F Gm F Eb F

“Sit in the chair and be good now”

Gm F Eb F Gm F Eb F

Oh and be - come all that they told you

Gm F Eb F Gm F Eb F

The white coats en - ter her room And I'm

Gm F Eb F Gm F Eb F

xx xx 3 fr. xx xx xx xx xx xx 3 fr. xx xx xx xx xx xx 3 fr.

And in a mist there she rides

Gm F Eb F Gm F Eb F

xx xx 3 fr. xx xx xx xx xx xx 3 fr. xx xx xx xx xx xx 3 fr.

And castles are burning in my heart

Gm F Eb F Gm F Eb F

xx xx 3 fr. xx xx xx xx xx xx 3 fr. xx xx xx xx xx xx 3 fr.

And as I twist I hold tight

Gm F Eb F Gm F Eb F

xx xx 3 fr. xx xx xx xx xx xx 3 fr. xx xx xx xx xx xx 3 fr.

And I ride to work every morning

E♭bass  
x x x x x  
6 fr.

E♭bass  
x x x x x  
7 fr.

C♭bass  
x x x x x

Oh ev - ery - one else - 's girl  
in their dos Yeah smoth - er in our hearts a

D♭bass  
x x x x x  
5 fr.

E♭bass  
x x x x x  
6 fr.

May - be one day one  
pil - low to my dots May - be ba - by yeah

B♭bass  
x x x x x

C♭bass  
x x x x x

F/C  
x x x x x

day one day she'll be her own  
Yeah

May - be one day she'll be her own  
Lim - i - ta - tions

E♭bass  
x . x . x x  
6 fr.

E♭bass  
x . x . x x  
7 fr.

Cbass  
x . x . x x

Oh ev - ery - one else - 's girl  
dreams with the flying pigs tur - bid blue and the

A♭bass  
x o x . x x

D♭bass  
x . x . x x  
5 fr.

May - be one day she'll be her own  
drug stores too safe in their coats and - a

Cbass



voice 1  
Ev - ery - one \_\_\_\_\_ else - 's girl \_\_\_\_\_

voice 2

B♭bass



May - be one \_\_\_\_\_ day she'll be her own \_\_\_\_\_

F/A



Cbass



E♭bass



6 fr.

Ev - ery - one \_\_\_\_\_ else - 's girl \_\_\_\_\_

Rush - in' riv - ers \_\_\_\_\_ thread so thin \_\_\_\_\_

x 3 fr.

ev - ery - bod - y else - 's girl May - be

Detailed description: This system contains the first two staves of music. The top staff is a vocal line in G major, 3/4 time, with lyrics 'ev - ery - bod - y else - 's girl May - be'. The piano accompaniment consists of two staves: the right hand plays chords and moving lines, while the left hand plays a simple bass line. A guitar chord diagram for G major is shown at the top left, with 'x' on the 6th string and '3 fr.' indicating the fretting.

Gm/D

one day she'll be her own

Detailed description: This system contains the second two staves of music. The top staff is a vocal line with lyrics 'one day she'll be her own'. The piano accompaniment continues with chords and moving lines. A guitar chord diagram for Gm/D is shown above the staff, with 'x' on the 6th string and '3 fr.' indicating the fretting.

E7

Ev - ery - bod - y else - 's girl May - be

Detailed description: This system contains the third two staves of music. The top staff is a vocal line with lyrics 'Ev - ery - bod - y else - 's girl May - be'. The piano accompaniment continues. A guitar chord diagram for E7 is shown above the staff, with 'x' on the 6th string and '3 fr.' indicating the fretting.

Gm/D

one day she'll be her own

Detailed description: This system contains the final two staves of music. The top staff is a vocal line with lyrics 'one day she'll be her own'. The piano accompaniment concludes with chords and moving lines. A guitar chord diagram for Gm/D is shown above the staff, with 'x' on the 6th string and '3 fr.' indicating the fretting.



Gm F Eb F Gm F Eb F

not sev - en - teen but I've

Detailed description: This system contains the first two lines of music. The top staff is a vocal line in G minor with lyrics 'not sev - en - teen but I've'. The second staff is a piano accompaniment. Above the vocal staff are eight guitar chord diagrams: Gm (3 fr.), F, Eb, F, Gm (3 fr.), F, Eb, and F. The piano accompaniment features a steady bass line of chords in the left hand and a melodic line in the right hand.

Gm F Eb F Gm F Eb F

cuts on my knees Fall - ing down

Detailed description: This system contains the third and fourth lines of music. The top staff is a vocal line with lyrics 'cuts on my knees Fall - ing down'. The second staff is a piano accompaniment. Above the vocal staff are eight guitar chord diagrams: Gm (3 fr.), F, Eb, F, Gm (3 fr.), F, Eb, and F. The piano accompaniment continues with a consistent harmonic and melodic structure.

Gm F Eb F Gm F Eb F

as the win - ter takes

Detailed description: This system contains the fifth and sixth lines of music. The top staff is a vocal line with lyrics 'as the win - ter takes'. The second staff is a piano accompaniment. Above the vocal staff are eight guitar chord diagrams: Gm (3 fr.), F, Eb, F, Gm (3 fr.), F, Eb, and F. The piano accompaniment maintains the same accompaniment style.

Gm F Eb F Gm F Eb F

one more cher - ry tree She's been

Detailed description: This system contains the seventh and eighth lines of music. The top staff is a vocal line with lyrics 'one more cher - ry tree She's been'. The second staff is a piano accompaniment. Above the vocal staff are eight guitar chord diagrams: Gm (3 fr.), F, Eb, F, Gm (3 fr.), F, Eb, and F. The piano accompaniment concludes the system with the same accompaniment style.

Gm F Eb F Gm F Eb F

And in the door - way they \_\_\_\_\_ stay

This system contains the first two lines of music. The top line shows guitar chords: Gm (3 fr.), F, Eb, F, Gm (3 fr.), F, Eb, F. The vocal melody is on the first staff, and the piano accompaniment is on the second and third staves.

Gm F Eb F Gm F Eb F

And laugh as vi - o - lins fill with wa - ter

This system contains the third and fourth lines of music. The top line shows guitar chords: Gm (3 fr.), F, Eb, F, Gm (3 fr.), F, Eb, F. The vocal melody is on the first staff, and the piano accompaniment is on the second and third staves.

Gm F Eb F Gm F Eb F

Screams from the blue - bells can't \_\_\_\_\_ make them

This system contains the fifth and sixth lines of music. The top line shows guitar chords: Gm (3 fr.), F, Eb, F, Gm (3 fr.), F, Eb, F. The vocal melody is on the first staff, and the piano accompaniment is on the second and third staves.

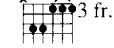
Gm F Eb F Gm F Eb F

go a - way \_\_\_\_\_ Well I'm

This system contains the seventh and eighth lines of music. The top line shows guitar chords: Gm (3 fr.), F, Eb, F, Gm (3 fr.), F, Eb, F. The vocal melody is on the first staff, and the piano accompaniment is on the second and third staves.

May - be one day she'll be her own

Gm/D



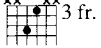
E $\flat$



Ev - ery - bod - y else - 's girl

May - be one day she'll be her

Gm



F



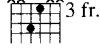
E $\flat$



F



Gm



F



E $\flat$



F



own Hey

Gm 3 fr. F Eb F Gm F Eb F

My im - age un - der her thumb

Gm 3 fr. F Eb F Gm 3 fr. F Eb F

Yes with a mes - sage for my heart

Gm 3 fr. F Eb F Gm 3 fr. F Eb F

Yes with a mes - sage for my heart

Gm 3 fr. F Eb F Eb 3 fr.

She's been ev - ery - bod - y else - 's girl

Gm 3 fr. F Eb F Gm 3 fr. F Eb F

way finds a way

Detailed description: This system contains the first two measures of the piece. It features guitar chord diagrams for Gm (3 fret), F, Eb, F, Gm (3 fret), F, Eb, and F. The vocal line begins with the lyrics 'way finds a way'. The piano accompaniment consists of a steady bass line in the left hand and chords in the right hand.

Gm 3 fr. F Eb F Gm 3 fr. F Eb F

Detailed description: This system contains the next two measures. The guitar chord diagrams are Gm (3 fret), F, Eb, F, Gm (3 fret), F, Eb, and F. The piano accompaniment continues with a consistent bass line and chordal accompaniment in the right hand.

Gm 3 fr. F Eb F Gm 3 fr. F Eb F

And in the shad - ow she \_\_\_\_\_ crawls

Detailed description: This system contains the next two measures. The guitar chord diagrams are Gm (3 fret), F, Eb, F, Gm (3 fret), F, Eb, and F. The vocal line continues with the lyrics 'And in the shadow she \_\_\_\_\_ crawls'. The piano accompaniment features a more active bass line in the second measure.

Gm 3 fr. F Eb F Gm 3 fr. F Eb F

Clutch - ing her fad - ed pho - to - graph \_\_\_\_\_

Detailed description: This system contains the final two measures. The guitar chord diagrams are Gm (3 fret), F, Eb, F, Gm (3 fret), F, Eb, and F. The vocal line concludes with the lyrics 'Clutch - ing her faded photograph \_\_\_\_\_'. The piano accompaniment ends with a final chord in the right hand.

# Girl

Words and Music by Tori Amos

Moderately, with a steady beat

Gm F E $\flat$  F Gm F E $\flat$  F

4/4

*mf*

Gm F E $\flat$  F Gm F E $\flat$  F

4/4

*mf*

From in the shad - ow she \_\_\_\_\_ calls

Gm F E $\flat$  F Gm F E $\flat$  F

4/4

And in a shad - ow she \_\_\_\_\_ finds a