

Inhalt

All At Once	6
Didn't We Almost Have It All	10
How Will I Know	14
I'm Every Woman	19
I Wanna Dance With Somebody	24
I Will Always Love You	30
One Moment In Time	37
Saving All My Love For You	33
The Greatest Love Of All	40
Where Do Broken Hearts Go	44

DER SUPERSOUNDRhythmusgerät: **On**Tempo: ♩ ca. 67Begleitrhythmus: **Slow Rock**Registrierung: **E-Piano – Strings**Transpose: **0**

All At Once

Musik: Michael Masser
Text: Michael Masser/Jeffrey Osborne

♩ ca. 67
E-Piano

B \flat F \flat /A G 7 Cm

F F \flat /E \flat D 7 /sus4 Gm E \flat Δ

E \flat /F

B \flat E \flat B \flat Dm 7 /A

Gm 7 B \flat /F Cm/E \flat

All at once, once

final - ly took a mo - ment and I'm re - - a - li - zing that
looked a - round and found that you were with an - oth - er love

you're not com - ing back and it final - ly
 in some - one el - se's arms and all my dreams were

hit me, all at once. All at once,
 shat - tered, all at once. All at once

I start - ed count - ing tear - drops and at
 the smile that used to greet me bright - ens

least a mill - ion fell, my eyes be - gin to swell, and
 some - one el - se's day she took your smile a - way and

all my dreams are shat - tered, all at once. E - ver since I met
 left me with just memo - ries, all at once.

— you, you're the on - ly love — I know, — oh

and I can't for - get you though I must face it all — a - lone.

$E\flat/F$ $A\flat^7$ $D\flat$ $B\flat^7/sus4$ $B\flat^7/D$

All at once I'm drift - ing on a

$E\flat m^7$ $A\flat$ $A\flat/G\flat$ Fm^7

lone - ly sea — wish - ing you'd — come back — to me —

$B\flat m^7$ $G\flat\Delta$ $A\flat^7/sus4$

and that's all that mat - ters now — All at

$D\flat$ $B\flat^7/sus4$ $B\flat^7/D$ $E\flat m^7$

once I'm drift - ing on a lone - ly sea —

$A\flat$ $A\flat/G\flat$ Fm^7 $B\flat m^7$

hold - ing on — to me - mo - ries — and it hurts me mo

$G\flat\Delta$ $A\flat^7/sus4$

— than you know — so much more — than it shou

$D\flat$ $F^7/sus4/C$ $F^7/sus4$

— all at once. All at

A^7 D $B^7/sus4$ $B^7/D\sharp$

All at once I'm drift - ing on a

Em⁷ A A/G F#m⁷

lone - ly sea ___ wish - ing you'd ___ come back ___ to me ___

Em⁷ GΔ

and it hurts me more ___ than you know, ___ so much more

A 7sus4 D

than it shows, ___ all ___ at once. ___

B 7sus4 Strings B⁷/D# Em⁷ A A/G F#m⁷

Bm⁷ E-Piano GΔ A⁷/sus4

And that's all that mat - ters now, ___ all at

D B⁷/sus4 B⁷/D# Em⁷

once I'm drift - ing on a lone - ly sea ___

A A/G F#m⁷ Bm⁷

wish - ing you'd ___ come back ___ to me ___ and it hurts me more

GΔ A⁷/sus4 D

than you know, ___ all ___ at once. ___

DER SUPERSOUND

Rhythmusgerät: ON

Tempo: ♩ ca. 66

Begleitrhythmus: Slow Rock

Registrierung: E-Piano – Strings

Transpose: 0

Didn't We Almost Have It All

Text und Musik:
Michael Masser/Wilbur Jennings

♩ ca. 66

E-Piano

B \flat F \flat /E \flat E \flat Dm 7 Gm 7

Cm 7 Dm 7 E \flat E \flat /F B \flat

E-Piano

B \flat B \flat /A \flat G 7 /sus4 G 7 sba-----

1. Re - mem - ber when we held on in the rain — the nights we at - most
2. The way you used to touch me felt so fine. — We kept our hearts to -

Cm G 7 /B Cm F 7

lost it — once a - gain. — We can take the night
geth - er — down the line. — A mo - ment in the soul

B \flat F 7 /A Gm 7 E \flat Δ F \flat /E \flat

— in - to to - mor - row liv - ing on
— can - last for - e - ver com - fort and

B \flat Δ /D Gm⁷ Cm⁷ F⁷/sus4

feel - ings _____ touch - ing you _ I feel _ it all a - gain.
 keep us. _____ Help me bring _ the feel - ing back a - gain.

B \flat D⁷/sus4 D⁷ G *Strings* D/C C

_____ } Didn't we al - most have it all _

Bm⁷ Em⁷ Am⁷ D⁷/sus4

_____ when love was all _____ we had worth

G C D⁷/F# G D/C C

giv - ing. _____ The ride with you _____ was worth the fall _

Bm⁷ Em⁷ Am⁷ D⁷/sus4

_____ my friend _____ Lov - ing you _____ makes life worth

G F⁷/sus4 F⁷ B \flat F/E \flat E \flat


liv - ing. _____ Didn't we al - most have it all _


Dm⁷ Gm⁷ Cm⁷ F⁷/sus4

_____ the nights we held _____ on till the

B \flat E \flat /B \flat F/B \flat B \flat F/E \flat E \flat

mor - ning _____ you know you'll nev - er love that way















Cm⁷ 1 5 4 F^{7/sus4} 2 3 B^b 4 3 2 E^b/B^b, F⁷/B^b,
 when love was all we had worth giving.

B^b 4 3 F⁷/B^b E^b 2 1 Dm⁷ 5 4 Gm⁷
 The ride with you was worth the fall, my friend

Cm⁷ 5 4 F^{7/sus4} 2 3 B^b 2 E^b E^b/A: B^b 4 3
 Lov - ing you makes life worth liv - ing. Didn't we al

F⁷/E^b E^b 2 1 Dm⁷ Gm⁷ Cm⁷ 1 5 4
 most have it all the nights we held

F^{7/sus4} 2 3 B^b 4 3 2 E^b/B^b F⁷/B^b B^b 4 3
 on till the mor ning you know you'll nev

F⁷/E^b E^b 2 1 Dm⁷ 5 4 Gm⁷ Cm⁷ 4 3
 er love that way a gain. Did n't we al

F^{7/sus4} 2 1 B^b F⁷/B^b Dm⁷ 5 4 3 2 1 Gm⁷
 most have it all.

Cm⁷ 1 3 F^{7/sus4} 1:7 2 3 B^b 1
 Did - n't we al - most have it all.

DER SUPERSOUND	Rhythmusgerät: ON
Tempo: ♩ ca. 120	Begleitrhythmus: Rock
Registrierung: E-Piano	Transpose: +1

How Will I Now

Text und Musik:
George Merrill/Shannon Rubicam/
Michael Narada Walden

♩ = 120

E-Piano

F B♭ C Dm F B♭

4 4 5 4 5 4 4 5
2 2 2 2 2 2 2 2
1 1 1 1 1 1 1 1

C F B♭ C Dm

4 4 4 4 4 4 5 4 5
2 2 3 2 2 2 2 2 2
1 1 1 1 1 1 1 1 1

F B♭

4 4 5 4 4 4 4 4 4 4
2 2 2 2 2 2 2 2 2 2
1 1 1 1 1 1 1 1 1 2 4 5

1. C 2. C

There's a boy

F C F

I know, he's the one I dream of.

C F C

Looks in - to my eyes, takes me to the

F C F

clouds a - bove. Oh, I lose con - trol,

C F C

can't seem to get e - nough. A - ha. When I wake

F C F

from dream - in', tell me, is it real - ly love?

C F Am⁷

Uh. How will I know. Don't trust your feel

Gm⁷ B^b F

ings How will I know, how will I know?

Am⁷ Gm⁷ B^b

Love can be de - ceiv - ing, how will I know?

F B \flat C Dm F B \flat

How will I know if he — real ly - loves — me. I say a prayer with

C F B \flat C Dm

eve - ry heart - beat. I fall in love when - ev - er we meet. —

F B \flat C F B \flat

I'm ask - in' you, 'cause you know a - bout these things How will I know if he's

C Dm F B \flat C

- think - in' of — me. I try to pho - n, but I'm too shy - can't speak.

F B \flat C Dm F B \flat

Fall - ing in love is so — bit - ter - sweet. — This love is strong, why do

C F C

I feel weak? Oh, — wake me, I'm shak - in' — Wish I had you

F C F

near me now. A - ha, — Said there's no mis - tak

C F C

in' — what I feel is real-ly love. Oh, tell —

F Am⁷ Gm⁷

— me. How will I know. — Don't trust your feel — ings — How will I know,

B \flat F Am⁷

how will I know? — Love can be de ceiv

Gm⁷ B \flat

ing. — how will I know? —

D. S. al $\text{♩} - \text{♩}$

C C⁷/sus4

I feel weak? If he loves — me, if he loves — me not,

Gm⁷ B \flat

if he love — me, if he loves — me not.

C⁷/sus4 C⁷ D G A Bm D G

Oh, how will I know, how will I know. —

A D G A Bm

How will I know. _____ Hey, _____ how will I

D G A D G

know. _____ Hey, hey, _____ hey, hey, _____ know. How will I know if he

A Bm D G A

— real-ly loves — me. I say a prayer with eve - ry heart - beat.

D G A Bm D G

I fall in love when-ev - er we meet. _____ I'm ask-in' you, 'cause you

A D G A Bm

know a - bout these things How will I know if he's _____ think-in' of _____ me.

D G A D G

I try to phone, but I'm too shy can't speak. Fall-ing in love is so

A Bm D G A

— bit - ter - sweet. _____ This love is strong, why do I feel weak? How will I

*Ausblicke
Fade out*

DER SUPERSOUND

Rhythmusgerät: OFF/ON

Tempo: ♩ ca. 116

Begleitrhythmus: Disco

Registrierung: E-Piano – Marimba –
Strings

Transpose: 0

I'm Every Woman

Text und Musik:
Nickolas Ashford/Valerie Simpson ♩ ca. 116

Rhythmusgerät OFF

E-Piano

Ab

Eb/G

Cm7

1 3 4 5 4 3 1 3 4 5 4 5 3 1 3 1 3 4 5 4



Fm7

Bb 7/sus4

Db/Eb

Eb

Clarinet

Db/Eb

Eb

Ab Δ

5 3 2 1 3 4 5 4 3 1 3 4 5 5



What-ev-er you want _____

Eb/G

Cm7

Fm7

1 3 4 5 5 3 1 2 4 1 3 1 2 3



what-ev-er you need _____

A-ny-thing you want done, ba-by I'll

Eb 7/sus4

Eb

Ab Δ

Eb/G

4 2 1 3 1 1 5 4 3 2 1



do it na-tural-ly.

'Cause I'm ev-ry wo-man.

Fm7

G7

G 7/9+

Cm

3 2 1 4 2 3 4 5 2 1 4

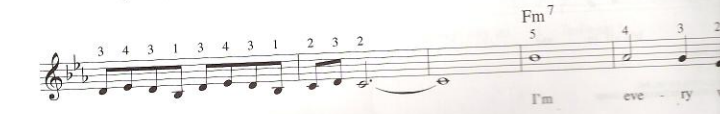





It's all in me _____

it's all in me. _____

Rhythmusgerät ON

Fm⁷ Marimba



1 3 2 1 5 3 3 1 5 3 1

man, it's all in me. I can read your

Fm⁷ Cm⁷ Gm⁷

5 3 1 4 5 1 3 5 4 3 4 2

thoughts right now ev'-ry one from A to Z.

Fm⁷ Cm⁷ Gm⁷ Fm⁷ ⊕ E-Piano

3 1 5 3 4 2 3 1 5

I

Cm⁷ Gm⁷ Fm⁷ Cm⁷

4 5 3 1 2 1

can cast a spell se-crets you can't tell. Mix a

Gm⁷ Fm⁷ Cm⁷ Gm⁷

2 4 5 4 3 4 1 2 1 2 5

spe-cial brew put fi-re in-side of you. A-ny-time you feel dan-

Fm⁷ Eb⁷ C^{7/5+}

3 1 2 1 3 1 3 4

ger or fear then in-stant-ly I will ap-

Strings

C⁷ Fm⁷

3 4 5 4 3 2 1 3 2 1 5 3

pear 'cause I'm eve-ry wo-man, it's all in me.

3 3 4 5 3 5 3

1 1 2 3 1 3 1

A-ny-thing you want done, ba-by, I'll do it na-tural-ly.

Cm⁷ Gm⁷ Fm⁷ Cm⁷ Gm⁷

5 3 4 2 3 1 5 3 4 2

Fm⁷ *E-Piano* Cm⁷ Gm⁷ Fm⁷

3 1 (No chord) 2 5 4 5 2 1

I _____ can sense your needs like rain un

Cm⁷ Gm⁷ Fm⁷

3 1 1 3 1 4 5 3 2 1 3 4 3 4

— to the seeds. I can make a rhyme — of — con - fu - sion in your mind. —

Cm⁷ Gm⁷ Fm⁷ *Strings*

5 3 2 1 2 1 2 1 4

And — when it comes down — some good old - fa - shion love I've

E^bΔ C^{7/5+} C⁷ *D. S. al*

got it, I've got it, I've got it, got it, got it, got it.

Cm⁷ *E-Piano* Fm⁷

2 1 3 4 3 1 4 2 3 1 1 5 4 3

I ain't brag - gin' _____ 'Cause I'm the one —

Cm⁷ Fm⁷ Cm⁷

3 1 4 2 5 1 2 1 3 1

you just ask me Oh, it shall be done Don't

4 2 3 1 Fm⁷ Cm⁷ 3 4
 1 1 1 2
 both - er _____ to _____ com - pare. _____ I've got it. _____

Strings

Cm⁷ Gm⁷ Fm⁷
 5 3 4 2 3 1

Cm⁷ Gm⁷ Fm⁷ Cm⁷ Gm⁷
 5 3 4 2 5 3 4 2

Fm⁷ Eb^Δ C^{7/9-}
 3 1 3 5

Fm⁷
 3 1 3 4 3 1 3 4
 I'm eve - ry wo - man, _____ I'm eve - ry wo - man, _____

Fm⁷ F#m⁷ Gm⁷ Abm⁷
 3 3 1 3 4
 I'm eve - ry wo - man, -

Abm⁷ Gm⁷ Gbm⁷
 3 1 3 4 3
 I'm eve - ry wo - - man, _____

*Ausblenden
 Fade out*

DER SUPERSOUND	Rhythmusgerät: ON
Tempo: \downarrow ca. 120	Begleitrhythmus: Funk
Registrierung: Brass – Bells	Transpose: +1



I Wanna Dance With Somebody

Text und Musik:
George Merrill/Shannon Rubicam

\downarrow ca. 120

Brass

N. C.



© BOY MEETS GIRL MUSIC
Rechte für Deutschland, Österreich, Schweiz und Osteuropa RONDOR MUSIKVERLAG GMBH, HAMBURG

C Bells

5 4 3 5 4 1 1 2

1. Clock strikes up - on the hour

Dm⁷ Gm⁷ Am⁷ C

3 2 3 2 3 5 1 1

and the sun be-gins to - fade. Still e -

Dm⁷

2 1 2 1 2 3 2 3 2 3 5 1

nough time to fi - gure out how to chase my blues a - way.

Gm⁷ C⁷

5 4 3 1

I've done al - right up til now it's the

F/A Bb Gm⁷ C/D

3 5 3 2 1 2 1 5 4 3

light of day that shows me how and when the night falls,

Bb C F

4 3 4 2 3

lone - li - ness calls. Oh, wan-na dance

1 2 3 5 1

with some-bo - dy I wan-na feel the heat with some-bo -

Dm⁷

dy - Yeah, wan-na dance with some-bo dy -

B \flat

C⁷/sus⁴ F

with some-bo dy who loves me. Oh, wan-na dance

with some-bo dy I wan-na feel the heat with some-bo

Dm⁷

dy - Yeah, wan-na dance with some-bo dy -

B \flat

Gm⁷

Am⁷

B \flat

F

with some-bo dy who loves me.

C

2. I've been in love and lost my sense

Dm⁷

Gm⁷

Am⁷

C

es spinn-ing through the town.

Soon-er ar

1 3 2 3 2 3 5 1

la - ter the fe - ver ends and I wind up feel - ing down.

Gm⁷ C⁷

I need a man who'll take a chance on a love

F/A Bb Gm⁷

that burns hot e - nough to last so when the night

C/D Bb C

falls, my lone - ly heart calls.

D. S. al

Gm⁷ Am⁷ Bb Dm⁷

bo - dy who loves me. Some - bo - dy who, some - bo - dy who.

L. C Gm⁷ Am⁷ 2. C

Some - bo - dy who loves me. Some - to hold me in

Gm⁷ C⁷

his arm, oh. I need a man who'll take a chance

F/A Bb

on a love that burns hot e - nough to last so

Gm⁷ C/D C

when the night falls, my lone-ly heart calls.

G

Oh, wan-na dance with some-bo - dy

Em⁷

wan-na feel the heat with some-bo - dy Yeah, wan-na dance

C

with some-bo - dy with some - bo - dy who loves me.

G

Oh, wan-na dance with some-bo - dy

Em⁷

wan-na feel the heat with some-bo - dy Yeah, wan-na dance

C

with some-bo - dy with some - bo - dy who loves me.

G G

Oh, oh. Dance. Dance.

G

Don't you wan-na dance _____ (Dance.) with me ba - by.

Em⁷

Don't you wan-na dance _____ (Dance.) with me boy. _____ Don't you wan-na dance

C Am⁷ Bm⁷

_____ (Dance.) with me ba - by. With some - bo - dy who loves

C G

_____ me. Don't you wan-na dance, say _____ you wan-na dance, don't _____ you wan-na dance. _____

Don't you wan-na dance, say _____ you wan-na dance, don't _____ you wan-na dance. _____

Em⁷ C

Don't you wan-na dance, say _____ you wan-na dance. A - ha.

Am⁷ Bm⁷ C G

With some - bo - dy who loves _____ Dance.

*Ausblenden
Fade out*

DER SUPERSOUND	Rhythmusgerät: OFF/ON
Tempo: ♩ ca. 66	Begleitrhythmus: Ballad
Registrierung: Trumpet – Sax	Transpose: -1

I Will Always Love You

Text und Musik:
Dolly Parton

♩ ca. 66

Trumpet

Rhythmusgerät OFF

N. C., frei, Solo

3 5 3 2 4 3 2 1 3 2 1

1. If I should stay I would on - ly be in your

4 3 5 4 3 2 4 1 3 2 4 3 2

way. So I'll go but I know I'll

2 1 2 3 2 1 4 3 5 4 3 1

think of you eve - ry step of the way. And I

E \flat Δ F B \flat Gm E \flat Δ F

will al - ways love you, will al - ways

B \flat E \flat Dm

love you. You, my dar - ling, you,

Cm⁷ B \flat

3 1 2 4 5 3 2 4 3 2

mmh. 2. Bit - ter sweet me - mo - ries that is

Gm B \flat /F E \flat F B \flat F/B \flat

1 3 2 1 5 3 4 2 5

all I'm tak - ing with me, so good - bye, please

B \flat Gm B \flat /F E \flat Δ F

1 2 3 3 2 1 3 2 1 5 4-1 4

don't cry. We both know I'm not what you, you need. And

B \flat Gm E \flat Δ F B \flat Gm E \flat Δ F

4 3 4 5 4 3 4 5

I will al - ways love you, will al - ways love

B \flat E \flat /B \flat B \flat F Sax Solo B \flat

4-1 5 1 3 3 5 5 4 3 4

you.

Gm B \flat /F

4 3 5 4 4 2 3 4 3 2 1-4 1

E \flat Δ F B \flat F/B \flat B \flat Dm⁷

5 4 3 2 1 2 3 3 2 1 2 4 5 4

Gm B \flat /F E \flat Δ F Trumpet B \flat

2 3 2 1 2 5 4 2 4 3 5 3 2 1 2 4 2 2 1 3

3. I hope life treats you

kind and I hope you have all you dreamed of, and I
 wish to you joy and hap-pi-nes, but a-bove all this I wish you
 love. And I will al-ways love
 you, I will al-ways love you, I will al-ways love
 you, I will al-ways love you, I will al-ways love
 you, I will al-ways love love
 you. You, dar-ling I love you. Oh, I'll
 al-ways, I'll al-ways love you.

Chords: Gm, B \flat /F, E \flat , F, B \flat , F \flat /B \flat , B \flat , Dm⁷, Gm⁷, F, E \flat Δ , F, C, Am, F Δ , G, C, Am, Dm, G, C, Am, F Δ , G, C, Am, Dm, G, C, Am, F Δ , G, C, Am, F Δ , G, N.C., F, C/E, G⁷/sus4, G⁷, C.

Tempo: a tempo, rit.

Fingerings: 2, 5, 3 2 1, 3, 2, 1, 5, 4, 3, 1, 3, 1, 3, 5, 5, 4, 3 2 1, 1, 2, 4, 2, 4, 3, 1, 2, 3, 2, 1, 2, 4, 3, 4, 5, 4, 5, 4, 3, 5, 3, 4, 5, 5, 4, 3, 5, 4, 3, 2, 1, 5, 2, 4-1, 3, 5.

DER SUPERSOUND	Rhythmusgerät: On
Tempo: ♩ ca. 66	Begleitrhythmus: 12/8- (6/8-) Ballad
Registrierung: E-Piano	Transpose: 0

Saving All My Love For You

Musik: Michael Masser
Text: Gerry Goffin

♩ ca. 66
E-Piano

A Δ F#m⁷ Bm⁷ E⁷/sus4

A Δ F#m⁷ Bm⁷ E⁷/sus4

A

A Δ F#m⁷ Bm⁷ E⁷/sus4

few _____ sto - len mo - ments _____ is all _____ that we share.

A Δ F#m⁷ Bm⁷ E⁷/sus4

You've _____ got your fami - ly _____ and they _____ need you there. Though I

F#m⁷ B⁷/F# F#m⁷ B⁷/F#

try _____ to re - sist _____ be - ing last _____ on your list, _____ but

© 1978 Screen gems-EMI Music Inc. & Prince Street Music.
Musik für Deutschland, Österreich, Schweiz, Liechtenstein & osteuropäische Staaten:
Music Publishing Germany GmbH, Hamburg & Nordton Musikverlag GmbH, Berlin.

A F#m⁷ C#⁷/sus4 C#⁷/5- C#⁷

no oth - er man's _____ gon - na do, _____ so I'm

D^Δ C#m⁷ Bm⁷ E⁷/sus4 A^Δ F#m⁷ Bm⁷ E⁷/sus4

sav - ing all my love for you. _____ It's

A^Δ F#m⁷ Bm⁷ E⁷/sus4

not _____ ve - ry eas - y _____ liv - ing all al - one. _____ My

A^Δ F#m⁷ Bm⁷ E⁷/sus4

friends _____ try and tell me _____ find a man _____ of my own. _____ But _____

F#m⁷ B⁷/F# F#m⁷ B⁷/F#

each time _____ I try, _____ I just break down _____ and cry, _____ 'cause I'd

A F#m⁷ C#⁷/sus4 C#⁷/5- C#⁷

rath - er be home _____ feel - ing blue, _____ so I'm

D^Δ C#m⁷ Bm⁷ E⁷/sus4 A^Δ

sav - ing all my love for you. _____

C#⁷/sus4 C#⁷ F#m⁷

You used to tell me we'd run a - way to - geth - er.

E 7/sus4 /B 4 2 5 4 E 7/sus4 AΔ 4 5 2 4

Love gives you the right _____ to be free. _____ You

G# 7/sus4 /D# 4 5 4 3 C# Δ 2 1 2 1 2 4 1

said: _____ "Be pa - tient, just wait a lit - tle lon - ger", but

B 7/sus4 /F# 5 3 2 1 B 7/sus4 3 2 1 E 7/sus4 E 7 5 3 5

that's just an old fan - ta - sy. _____ I've

AΔ 4 2 1 3 F#m 7 4 1 3 Bm 7 4 2 1 E 7/sus4 2 5

got _____ to get rea - dy, _____ just a few _____ mi - nutes more. Gon - na

AΔ 4 2 1 3 F#m 7 4 1 3 Bm 7 4 2 1 E 7/sus4 3 1 2

get _____ that old feel - ing _____ when you walk _____ through that door. 'Cause to -

F#m 7 3 5 1 B 7 /F# 2 1 2 F#m 7 3 5 3 1 B 7 /F# 2 1 2

night is the night for _____ feel - ing all _____ right, we'll be

A 3 1 2 3 F#m 7 5 3 5 C# 7/sus4 /G# 4 C# 7/5- C# 7 3 4

mak - ing love the whole _____ night _____ through, _____ so I'm

DΔ 5 C#m 7 4 Bm 7 3 1 2 DΔ 5 C#m 7 4 Bm 7 3 1 2

sav - ing all my love, yes I'm sav - ing all my love, yes I'm

D Δ C#m⁷ Bm⁷ E^{7/sus4} A Δ F#m⁷ Bm⁷ E^{7/sus4}

sav - ing all my love for you. _____

A Δ F#m⁷ Bm⁷ E^{7/sus4}

No oth - er wo - man is gon - na love you more, — 'cause to

F#m⁷ B⁷/F# F#m⁷ B⁷/F#

night is the night that I'm feel - ing all ___ right, we'll be

A F#m⁷ C#^{7/sus4}/G# C#^{7/5}- C#⁷

mak - ing love the whole _____ night — through, _____ so I'm

D Δ C#m⁷ Bm⁷ D Δ C#m⁷ Bm⁷

sav - ing all my love, yeah, I'm sav - ing all my lov - in yes I'm

D Δ C#m⁷ Bm⁷ E^{7/sus4} A Δ F#m⁷

sav - ing all my love for you. _____

Bm⁷ E^{7/sus4} A Δ F#m⁷ Bm⁷ E^{7/sus4}

For you. _____

DER SUPERSOUND	Rhythmusgerät: On
Tempo: ♩ ca. 80	Begleitrythmus: Ballad
Registrierung: Ac. Piano	Transpose: 0/+1

One Moment In Time

Text und Musik:
Albert Hammond/John Bettis

♩ ca. 80

Ac. Piano

C 1 5 4 5 2 5 4 5 Am 1 5 4 5 F#^{o7} 3 Dm⁷ 5 4 3

G^{7/sus4} 5 4 3 G⁷ 2 C 3 1 5 4 3 3 4 5

1. Each day I live, I want to

G 3 3 4 2 3 2 4 3

be a day to give the best of me I'm on - ly

C 2 4 5 3 F 2 1 G 2 3

one, but not a - lone, my fi - nest day is yet un -

C 1 3 2 3 3 4 5 3 3 4 2

known. 2. I broke my heart be for eve - ry gain best, to taste the I want it

© 1987/1988 Albert Hammond Music/John Bettis Music
Alle Rechte für D/A/CH/GUS und osteuropäische Länder bei:
NELE WELT MUSIKVERLAG GMBH, München

G C

sweet, I faced the pain, I rise and fall, yet through it
all, no time for less, I've laid the plans, now lay the

F G F/G G C Am⁷

all chance this much re - mains: I want: } one mo - ment in time, when I'm
here in my hands: Give me }

Dm⁷ G⁷ F G

more than I thought I could be when all _____³ of my dreams _____ are a

C Am⁷ Dm⁷ G⁷ F/G G⁷

heart - bea - way and the ans - wers are all up to me. Give me

C Am⁷ Dm⁷

one mo - ment in time, when I'm rac - ing with des - tin -

G⁷ F/G G F G C Am⁷

y then in that one mo - ment of time I will

Dm⁷ F/G G⁷ C

feel, I will feel e - ter - ni - ty.

Am F/G G⁷ C

3. I've lived to feel e - ter - ni - ty.

Ab 5 4 3 C 3 2 1 Ab 3 2 1

You're a win - ner for a life - time if you seize that one

G⁷/sus4 G⁷ Ab Ab sus4 Ab

mo - ment in time. Make it shine, give me:

(Original: D^b-Dur = Transpose +1)

C Am⁷ Dm⁷

one mo - ment in time, when I'm more than I thought I could

G⁷ F G C Am⁷

be when all of my dreams are a heart - beata - way and the

Dm⁷ G⁷ F/G G⁷ C

ans - wers are all up to me. Give me one mo - ment in

Am⁷ Dm⁷ G⁷ F/G G F G

time, when I'm rac - ing with des - tin - y then in that one

C Am⁷ Dm⁷ F/G G⁷

mo - ment of time I will be, I will be, I will be

C Am⁷ F G⁷/sus4 G⁷ C

free, I will be, I will be free.

DER SUPERSOUND	Rhythmusgerät: ON
Tempo: ♩ ca. 66	Begleitrythmus: Slow Rock
Registrierung: Ac. Piano	Transpose: 0

The Greatest Love Of All

Musik: Michael Masser
Text: Linda Creed

♩ ca. 66
Ac. Piano

The musical score consists of five staves. The first three staves are guitar accompaniment in E major, with chords E, E/D, A/C#, F#m7, and Bm7. The fourth staff is the vocal line with lyrics: "1. I be-lieve that child - ren are our fu - ture. Teach them well and let". The fifth staff continues the vocal line with lyrics: "- them lead the way. Show them all the beau - ty they poss-ess in - side." Fingerings and accents are indicated throughout the score.

D⁵⁺ D C#m⁷ F#m⁷ Bm⁷

5 3 4 5 1 2 3 2

Give them a sense of pride, to make it eas - ier.

E E/D A/C# F#m⁷ Bm⁷

5 4 3 2 3 4 1 1 3 2 3

Let the child - ren's laugh - - - ter re - mind us how - we

E^{7/sus4} A A⁵⁺ A⁶

4 3 1 3 2 1 3 2 1 5

used to be. Eve-ry - bo - dy's search - ing for a he - ro. Peo-ple need some-one

A⁷ D D⁵⁺ D⁶

4 2 1 1 5 4 3 5

- to look up to. I nev-er found a - ny - one who ful-filled my need. -

D⁵⁺ D C#m⁷ F#m⁷ Bm⁷

5 4 3 4 5 1 1 2 3 2 3 4

- A lone - ly place - to be, and so I learned to - de-pend

E^{7/sus4} D A/C# Bm⁷

3 1 5 4 3 2 3 2 3 4 5

- on me. I de-ci - ded long - a - go - nev-er to walk - in a -
(2. x) be.

E^{7/sus4} D A/C#

4 3 2 3 2 3

- ny - one's sha - dow If I fail, if I suc - ceed - at

Bm⁷ E^{7/sus4} D A/C#

2 3 4 5 4 3 2 2 3 2 3

least I lived - as I - be - lieve. No mat - ter what they take from me they

Bm⁷ E^{7/sus4} E/D A/C#

can't take a - way my dig - ni - ty. Be - cause the grea -

F#m⁷ Bm⁷ E E/D A/C#

test love of all ___ is hap - pen - ing to me. ___

F#m⁷ Bm⁷ E E/D A/C# F#m⁷

I found the grea - - test

Bm⁷ E/D A A⁷

love of all ___ in - side of me. The grea - test

D/F# Bm⁷ Em⁷ A A/G

love ___ of all ___ is ea - sy to a - chieve.

D/F# Bm⁷ Em⁷ A A/G D/F#

Learn - ing ___ to love your -

Bm⁷ Em⁷ A^{7/sus4} D

self ___ it is the grea - test love of all. ___

A A⁵⁺ A⁶

3. I be - lieve that child - ren are our fu - ture. Teach them well and let

A⁷ D D⁵⁺ D⁶

4 3 2 1 5 4 3 5

- them lead the way. Show them all the beau - ty they poss-ess in - side. _

D⁵⁺ D C#m⁷ F#m⁷ Bm⁷

5 3 4 5 1 2 3 2

_ Give them a sense _____ of pride, _____ to make it eas - ier. _

E E/D A/C# F#m⁷ Bm⁷

5 4 3 2 3 4 1 1 3 2 3

Let the child - ren's laugh - - ter re - mind us how _ we

E^{7/sus4} D E⁷

4 3

D. S. al

1 5 4 3 2 1

used to all. And if by chance that

A/C# F#m⁷ Bm⁷ E E/D A/C#

2 3 1 5 4 3 2 1 2

spe - cial place that you've been dream ing - of _____

F#m⁷ Bm⁷ E E/D A/C# F#m⁷

4 3 2 1 2-1 5 3

leads you to a lone - - ly place,

Bm⁷ E^{7/sus4} D A/C# Bm⁷ E^{7/sus4} A

5 4 3 2 3

find your strenght in love. _____

DER SUPERSOUND	Rhythmusgerät: ON
Tempo: ♩ ca. 62	Begleitrythmus: Slow Rock
Registrierung: Bells – Ac. Piano – Strings	Transpose: 0

Where Do Broken Hearts Go

Text und Musik:
Frank Wildhorn/Chuck Jackson

♩ ca. 62
Bells

D A/C# Bm⁷ D/A

G A⁷/sus4 A⁷ Ac. Piano D

1. I know it's some time but there's

Bm⁷ Em⁷

some-thing on my mind. You see, I haven't been the same since that

A⁷/sus4 A⁷ D

cold No-vem-ber day. We said we need-ed space. But all we

Bm⁷ Em⁷

found was an emp-ty place, and the on-ly things I learned is that I

© 1987 Rare Blue Music Inc., Scaramanga Music, Baby Love Music.
Rechte für Deutschland, Österreich, Schweiz & osteuropäische Staaten:
EMI Music Publishing Germany GmbH, Hamburg & CMC Global Musikverlag, München.

A^{7/sus4} A⁷ F#m⁷ Bm⁷

2 3 4 5 2 1 3 4 5 3 1

need you des - pe - rate - ly. So here I am, and

Em⁷ A^{7/sus4}

2 3 4 5 1 5

strings you please - tell me. Oh.

D A/C# G/B D/A G

2 5 4 3 2 1 4 3 1 2 4

Where do bro - ken hearts go - can they find their way home, back to the o

D/F# Em⁷ A^{7/sus4} D

1 2 3 5 4 1 2 5

pen arms - of a love that's wait - ing there. And if some - bo - dy

A/C# G/B D/A G

4 2 1 2 1 2 5 4 2 1 4

loves you - won't they al - ways love you I look in your eyes

D/F# Em⁷ A^{7/sus4} ⊕

2 1 2 3 5 4 3

and I know that you - still care, for

D Bells A/C# G/B D/A

3 2 1 2 3 4 5 4 3 2 1 3 2

me -

G A^{7/sus4} A⁷ Ac. Piano D

3 4 3 2 1 5 4 1

2. I've been a - round e - nough to know that

Bm⁷ Em⁷

4 3 4 5 3 1 5 4 3 4 1

dreams don't turn _ to gold and that there is no ea - sy way no you

A^{7/sus4} A⁷ D

3 4 5 3 4 3 2 1 4 3 1

just can't run _ a - way. _ And what we had was so much more

Bm⁷ Em⁷

1 4 1 2 5 3 1 5 4 3 4

then we e - ver had _ be - fore and no mat - ter how I try

A^{7/sus4} A⁷ F#m⁷

1 3 4 5 3 4 3 2 3 4 5

_ you're al - ways on my mind. _ So here I

Bm⁷ Em⁷ A^{7/sus4}

3 1 2 1 2 5 4 5

am, and can you please _ tell me. _ Oh.

D.S. al

D Ac. Piano D⁷/F# G D/F#

3 2 1 5 3 1 5 4 3 1 5 3

me _ And now that I _ am here with you _

Em⁷ A^{7/sus4} D^{add9} Bb F/A

4 3 5 1 1 5 4 2 1 3 1 3 4 5

I'll nev - er let you go _ I look in - to _ your eyes _ and now _ I

A^{7/sus4} Bb^{7/sus4}

3 1 2 5 3 2 1

know, _ now I know. _

Strings

E_b *B^b/D* *Gm⁷*

Where do bro - ken hearts go _____

A^b/C *E^b/B^b* *A^b* *E^b/G*

can they find their way home, back to the o - pen arms - of a

Fm⁷ *B^b 7/sus4* *E^b* *B^b/D*

love that's wait - ing there. — And if some - bo - dy loves you —

A^b/C *E^b/B^b* *A^b* *E^b/G*

won't they al - ways love you I look in your eyes _____ and I

1. *Fm⁷* *B^b 7/sus4* 2. *Fm⁷* *B^b 7/sus4*

know that you — still care, — know that you — still care, — for

E^b *B^b/D* *A^b/C* *E^b/B^b*

me, _____ for me. _____

A^b *B^b 7/sus4* *B^b 7* *E^b*

— You still care, _____ for me. _____