

BE QUICK OR BE DEAD

Words & Music by Bruce Dickinson & Janick Gers

(♩ = 246)

[G]

Voice

Drum intro.

Guitar 1

Guitar 1
Tablature

Guitar 2

Guitar 2
Tablature

Guitar 3

Guitar 3
Tablature

Cm [G]

Cm [G]

Gtr. 3

Gtr. 3
Tab.

Cm [G]

Vx.

0:11

Aagh

Gtr. 3

Gtr. 3
Tab.

Vx.

Gtr. 3

Gtr. 3 Tab.

0:18
1:44

Vx.

Gtr. 3

Gtr. 3 Tab.

Dm Eb

Vx.

Gtr. 3

Gtr. 3 Tab.

Gm Bb Cm Eb B/D

Vx.

Gtr. 3

Gtr. 3 Tab.

Gm Dm Eb

Vx. *cm*
 - vest - ing - our lives in your schemes and your pow-ers.
 pull your - self stu - pid, rob your - self blind.

Gtr. 3

Gtr. 3 Tab.

0:34
1:59

Vx. *Cm* *Bb* *F*
 You've got to watch them be quick or be dead,

Gtr. 3

Gtr. 3 Tab.

Vx. *Cm* *Bb* *Eb* *Bb/D* *Eb*
 snake eyes in hea - ven the thief's in your head.

Gtr. 3

Gtr. 3 Tab.

Vx. *Cm* *Bb* *F*
 You've got to watch them be quick or be dead,

Gtr. 3

Gtr. 3 Tab.

Vx. snake eyes in hea - ven the thief's in your head.

Gtr. 3

Gtr. 3 Tab.

Vx. Be quick or be

Gtr. 3

Gtr. 3 Tab.

Vx. dead, be quick, quick *echo*

Gtr. 3

Gtr. 3 Tab.

0:56
2:21

Vx. or be dead, dead, dead, dead. *2nd time to Coda* ⊕

Gtr. 2

Gtr. 2 Tab.

Gtr. 3

Gtr. 3 Tab.

2nd time

Gm F Gm

Vx. See what's rul - ing all our lives, see who's pull - ing strings.

Gtr. 3

Gtr. 3 Tab.

F Gm F

Vx. See what's rul - ing all our lives, see who

Gtr. 3

Gtr. 3 Tab.

Gm Bb F Cm Gm Bb F Gm

Vx. pulls the strings. I bet you won't fall on your face, your

Gtr. 3

Gtr. 3 Tab.

Bb F Cm Gm Bb Cm Dm Eb F

Vx. bel - ly will hold you in place.

Gtr. 3

Gtr. 3 Tab.

Vx.

Gtr. 3

Gtr. 3 Tab.

Cm [G]

Vx.

Gtr. 3

Gtr. 3 Tab.

Cm [G] 1:37

Gtr. 3

Gtr. 3 Tab.

Cm [G]

Gtr. 3

Gtr. 3 Tab.

Cm

D.º al Coda
Gm

Vx.

Gtr. 3

Gtr. 3 Tab.

The

Gr. 2

Gr. 2 Tab.

Gr. 3

Gr. 3 Tab.

This system contains the first four staves of the score. The top staff (Gr. 2) is in treble clef with a key signature of two flats (Bb, Eb). The second staff (Gr. 2 Tab.) is a six-line guitar tablature with fret numbers 10, 12, 8, 13, 8, 10, 11, 10, 8, 10, 8, 11, 10, 8, 10, 8, 8, 7. The third staff (Gr. 3) is in treble clef with a key signature of two flats. The fourth staff (Gr. 3 Tab.) is a six-line guitar tablature with fret numbers 5, 3, 3, 5, 5, 3, 5, 3, 5, 3, 5, 3, 5, 3, 5, 3, 5, 3, 5, 3.

Gr. 2

Gr. 2 Tab.

Gr. 3

Gr. 3 Tab.

Cm

This system contains the next four staves of the score. The top staff (Gr. 2) is in treble clef with a key signature of two flats. The second staff (Gr. 2 Tab.) is a six-line guitar tablature with fret numbers 7, 8, 7, 10, 7, 10, 7, 8, 7, 10, 7, 10, 7, 8, 7, 10, 7, 10, 7, 8, 7, 10, 7, 10, 7, 8, 7, 10, 8. The third staff (Gr. 3) is in treble clef with a key signature of two flats. The fourth staff (Gr. 3 Tab.) is a six-line guitar tablature with fret numbers 5, 3, 3, 5, 5, 3, 5, 3, 5, 3, 5, 3, 5, 3, 5, 3, 5, 3, 5, 3.

Gr. 2

Gr. 2 Tab.

Gr. 3

Gr. 3 Tab.

Bb Ab Cm

2:36

This system contains the final four staves of the score. The top staff (Gr. 2) is in treble clef with a key signature of two flats. The second staff (Gr. 2 Tab.) is a six-line guitar tablature with fret numbers 7, 10, 7, 10, 10, 10, 12, 8, 8, 8, 8, 8, 11, 8, 11, 8, 10, 8, 8, 8, 11, 8, 10. The third staff (Gr. 3) is in treble clef with a key signature of two flats. The fourth staff (Gr. 3 Tab.) is a six-line guitar tablature with fret numbers 5, 6, 4, 5, 3, 3, 5, 3, 5, 3, 5, 3, 5, 3, 5, 3, 5, 3, 5, 3.

Gtr. 1 *sim.*

Gtr. 1 Tab.

Gtr. 3

Gtr. 3 Tab.

(8va) C B \flat Dm 2:51

Gtr. 1

Gtr. 1 Tab.

Gtr. 3

Gtr. 3 Tab.

(8va) F Dm

Gtr. 1

Gtr. 1 Tab.

Gtr. 3

Gtr. 3 Tab.

(8va) C B \flat

Gtr. 1

Gtr. 1 Tab.

Gtr. 3

Gtr. 3 Tab.

Vx. You've got to watch them be quick or be dead,

Gtr. 1 (8va)

Gtr. 1 Tab. 20 20

Gtr. 3

Gtr. 3 Tab.

Vx. Cm snake eyes in hea - ven the thief's in your head. Eb Bb/D Eb

Gtr. 3

Gtr. 3 Tab.

Vx. Cm You've got to watch them be quick or be Bb

Gtr. 3

Gtr. 3 Tab.

Vx. dead, _____ snake eyes _____ in hea - ven _____ the

Gr. 3

Gr. 3 Tab.

||| B \flat E \flat B \flat /D E \flat [G] |||

Vx. thief's in _____ your head.

Gr. 3

Gr. 3 Tab.

Vx. Be quick

Gr. 3

Gr. 3 Tab.

Vx. or be _____ dead, _____ be quick.

Gr. 3

Gr. 3 Tab.

FROM HERE TO ETERNITY

Words & Music by Steve Harris

(♩ = 146)

D5

C5

B5

C5

D5

C5

D5

Voice

Guitar 1

Guitar 1
Tablature

Guitar 2

Guitar 2
Tablature

Guitar 3

Guitar 3
Tablature

Gr. 3

Gr. 3
Tab.

Gr. 2

Gr. 2
Tab.

Gr. 3

Gr. 3
Tab.

0:13

© Copyright 1992 Iron Maiden Publishing (Overseas) Limited

(Administered by Zomba Music Publishers Limited, 105-107 High Road, Willesden, London NW10)
All Rights Reserved. International Copyright Secured.

Gtr. 2

Gtr. 2 Tab.

Gtr. 3

Gtr. 3 Tab.

Bb5 C5 D5 C5 E5

8va

Gtr. 2

Gtr. 2 Tab.

Gtr. 3

Gtr. 3 Tab.

0:26
1:02

E5 D5 C5 D5

Vx.

She fell in love with his grea - sy ma - chine, ... she leaned o - ver wiped his
 She must be hav - ing one of her cra - zy dreams, ... she'd ne - ver sat on a

Gtr. 3

Gtr. 3 Tab.

Vx. kick - start clean, she'd ne - ver seen the beast be - fore, but
 piece so mean, it made her feel like she's on cloud nine, -

Gtr. 3

Gtr. 3 Tab.

0:38
1:14

D5 [E]

E5

D5

Vx. she left there want - ing more, more, more. When she was walk - ing on
 she e - ven thought she heard the en - gine sigh. But like all dreams that

Gtr. 3

Gtr. 3 Tab.

C5

D5

C5

E5

Vx. down the road, she heard a sound that made her heart ex - plode,
 come to an end, they took a tum - ble at the de - vil's bend,

Gtr. 3

Gtr. 3 Tab.

D5

C5

[E]

Vx. he whisper-ed to her to get on the back, 'I'll take you on a ride from here to e - ter - ni - ty.' Hell
 the beast and Char-lotte they were two of a kind, they'd al-ways take the line from here to e - ter - ni - ty.

Gtr. 3

Gtr. 3 Tab.

Vx.
 ain't a bad place, hell is from here to e - ter - ni - ty. Hell

Gtr. 3

Gtr. 3 Tab.

Vx.
 ain't a bad place, hell is from here to e - ter - ni - ty. Hell

Gtr. 3

Gtr. 3 Tab.

1.39

Vx.
 ain't a bad place, hell is from here to e - ter - ni - ty. Hell


Gtr. 3


Gtr. 3 Tab.

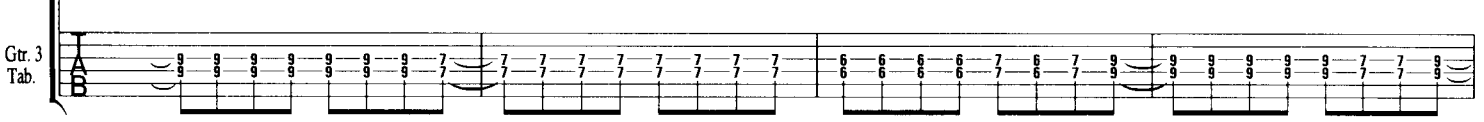
Vx.
 ain't a bad place, hell is from here to e - ter - ni - ty. Ya


Gtr. 3


Gtr. 3 Tab.


Vx.  Yee ah Mm ah

Gtr. 3 

Gtr. 3 Tab. 

Vx.  Here... they come

Gtr. 3 

Gtr. 3 Tab. 

D5 C5 D5 E5 D5 E5

Vx.  Start your engines

Gtr. 1 

Gtr. 1 Tab. 

Gtr. 3 

Gtr. 3 Tab. 

2.04 D5 C#5 D5 E5 D5 E5

Gr. 1

Gr. 1 Tab.

Gr. 2

Gr. 2 Tab.

Gr. 3

Gr. 3 Tab.

Vx.

Gr. 1

Gr. 1 Tab.

Gr. 2

Gr. 2 Tab.

Gr. 3

Gr. 3 Tab.

C5

D5

E5

D5

E5

8va

Gtr. 1

Gtr. 1 Tab.

(8va)

Gtr. 2

Gtr. 2 Tab.

Gtr. 3

Gtr. 3 Tab.

Gtr. 1

Gtr. 1 Tab.

Gtr. 3

Gtr. 3 Tab.

2:28

sim.

C5

Bb

Gtr. 1

Gtr. 1 Tab.

Gtr. 3

Gtr. 3 Tab.

C5

D5

AFRAID TO SHOOT STRANGERS

Words & Music by Steve Harris

(♩ = 51)

E

G

Voice

Guitar 1

Guitar 1
Tablature

Guitar 2

Guitar 2
Tablature

Guitar 3


Guitar 3
Tablature


© Copyright 1992 Iron Maiden Publishing (Overseas) Limited
(Administered by Zomba Music Publishers Limited, 165-167 High Road, Willesden, London NW10)
All Rights Reserved. International Copyright Secured.

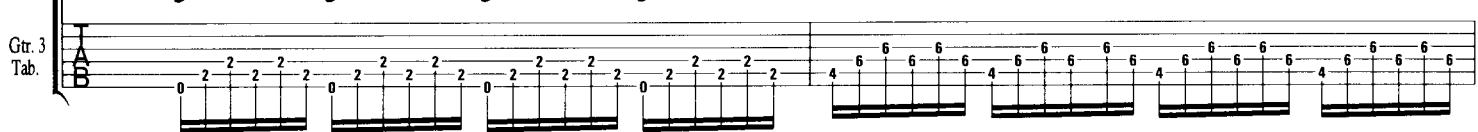
Vx.  fear 'cos I'd ra - ther go now. _


Gtr. 3 


Gtr. 3 Tab. 

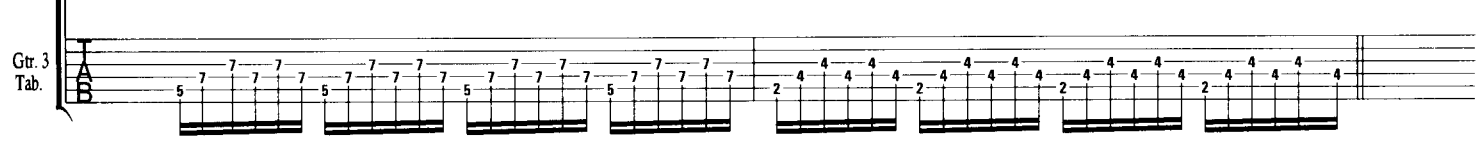
Vx.  Try - ing to vis - ual - ise the hor - rors that will lay a-head, the des - ert sand


Gtr. 3 


Gtr. 3 Tab. 


Vx.  mound, a bu - ri-al ground. When it

Gtr. 3 

Gtr. 3 Tab. 

Vx.  comes to the time are we part - ners in crime? When it comes to the

Gtr. 3 

Gtr. 3 Tab. 

Vx. time we'll be read - y to die...

Gtr. 3

Gtr. 3 Tab.

1:30

E C#m

Vx. God let us go now and fin - ish what's to be done, thy king - dom

Gtr. 3

Gtr. 3 Tab.

D B

Vx. come, thy shall be done on earth.

Gtr. 3

Gtr. 3 Tab.

E C#m

Vx. Try - ing to jus - ti - fy to our - selves the rea - sons to go, should we live and let

Gtr. 3

Gtr. 3 Tab.

Vx. live, for-get or — for - give. But

Gtr. 3

Gtr. 3 Tab.

2:07

Vx. c D \flat B \flat C how can we let them go on this way? — The

Gtr. 3

Gtr. 3 Tab.

Vx. D \flat B \flat C reign of ter - ror cor - rup - tion must end, and we

Gtr. 3


Gtr. 3 Tab.


Vx. c D \flat B \flat C know deep down there's no o - ther way, no

Gtr. 3

Gtr. 3 Tab.

Vx.  trust, no rea-son-ing, no more to say.

Gtr. 3 

Gtr. 3 Tab. 

2:43
(♩ = 80)


Guitar 1 doubles


Gtr. 2  F#m D E D E F#m D


Gtr. 2 Tab. 


Gtr. 3 


Gtr. 3 Tab. 

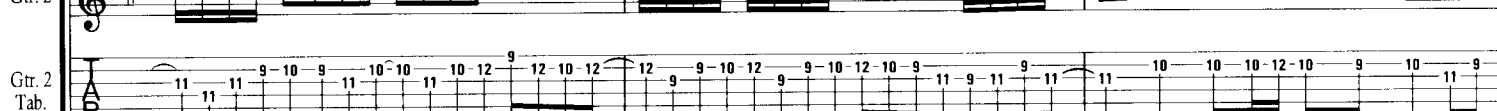
Gtr. 2  E B C#m F#m D E D E

Gtr. 2 Tab. 

Gtr. 3 

Gtr. 3 Tab. 

Gtr. 2  F#m D E B C#m F#m D

Gtr. 2 Tab. 

Gtr. 3 

Gtr. 3 Tab. 

Gtr. 2

Gtr. 2 Tab.

Gtr. 3

Gtr. 3 Tab.

Detailed description: This block contains the first system of music. It features two staves for Gtr. 2 (top) and two staves for Gtr. 3 (bottom). The Gtr. 2 staves show a melodic line in standard notation with a key signature of one sharp (F#) and a time signature of 4/4. The Gtr. 3 staves show guitar tablature with fret numbers (e.g., 11, 9, 10, 11, 10, 12, 9, 12, 10, 12, 12, 9, 9, 10, 12, 10, 9, 11, 9, 11, 9) and chord diagrams. The music is divided into measures by vertical bar lines.

3.44

(♩ = 228)

Gtr. 3

Gtr. 3 Tab.

Em

D

C

Detailed description: This block shows the second system of music, consisting of two staves for Gtr. 3. The top staff is in standard notation, and the bottom staff is in guitar tablature. The music starts with an Em chord, followed by D and C chords. The tablature includes fret numbers and chord diagrams. The system is flanked by double bar lines on both sides.

Gtr. 3

Gtr. 3 Tab.

Em

D

C

Detailed description: This block shows the third system of music, consisting of two staves for Gtr. 3. The top staff is in standard notation, and the bottom staff is in guitar tablature. The music starts with an Em chord, followed by D and C chords. The tablature includes fret numbers and chord diagrams. The system is flanked by double bar lines on both sides.

Gtr. 3

Gtr. 3 Tab.

D

A

B

Detailed description: This block shows the fourth system of music, consisting of two staves for Gtr. 3. The top staff is in standard notation, and the bottom staff is in guitar tablature. The music starts with a D chord, followed by A and B chords. The tablature includes fret numbers and chord diagrams. The system is flanked by double bar lines on both sides.

Gtr. 3

Gtr. 3 Tab.

Em

D

C

Detailed description: This block shows the fifth system of music, consisting of two staves for Gtr. 3. The top staff is in standard notation, and the bottom staff is in guitar tablature. The music starts with an Em chord, followed by D and C chords. The tablature includes fret numbers and chord diagrams. The system is flanked by double bar lines on both sides.

Em

Gtr. 1

Gtr. 1 Tab.

Gtr. 2

Gtr. 2 Tab.

Gtr. 3

Gtr. 3 Tab.

4:19

Em

C

D

Gtr. 1

Gtr. 1 Tab.

Gtr. 2

Gtr. 2 Tab.

Gtr. 3

Gtr. 3 Tab.

Gtr. 1

Gtr. 1 Tab.

Gtr. 2

Gtr. 2 Tab.

Gtr. 3

Gtr. 3 Tab.



Gtr. 1

Gtr. 1 Tab.

Gtr. 2

Gtr. 2 Tab.

Gtr. 3

Gtr. 3 Tab.

C

D

Em

8va

Gr. 1

Gr. 1 Tab.

Gr. 2

Gr. 2 Tab.

Gr. 3

Gr. 3 Tab.

G (8va) Am

Gr. 1

Gr. 1 Tab.

Gr. 2

Gr. 2 Tab.

Gr. 3

Gr. 3 Tab.

Gtr. 1
 Gtr. 1 Tab.
 Gtr. 2
 Gtr. 2 Tab.
 Gtr. 3
 Gtr. 3 Tab.



Vx.
 Gtr. 1
 Gtr. 1 Tab.
 Gtr. 2
 Gtr. 2 Tab.
 Gtr. 3
 Gtr. 3 Tab.


Em


A


Vx.  - fraid, a - fraid to shoot stran - gers, a - fraid.

Gtr. 3 

Gtr. 3 Tab. 

Vx.  A - fraid to shoot stran - gers, a - fraid.

Gtr. 3 

Gtr. 3 Tab. 

Vx.  - fraid to shoot stran - gers, a - fraid. A - fraid to shoot stran - gers, a -

Gtr. 3 

Gtr. 3 Tab. 

Vx.  - fraid. A - fraid to shoot stran - gers, a - fraid. A -

Gtr. 3 

Gtr. 3 Tab. 

Vx. *D* *Em* *Am* *G*
 - fraid to shoot stran - gers, a - fraid. A - fraid to shoot stran -

Gtr. 3

Gtr. 3 Tab.

Vx. *G* *D* *Em* *D* *Em* *Am* *G*
 gers, a - fraid. A - fraid to shoot stran - gers.

Gtr. 3

Gtr. 3 Tab.

5:26
Em
8va *D* *C*

Gtr. 2

Gtr. 2 Tab.

Gtr. 3

Gtr. 3 Tab.

Em *D* *C* *8va*

Gtr. 1

Gtr. 1 Tab.

Gtr. 2 *(8va)*

Gtr. 2 Tab.

Gtr. 3

Gtr. 3 Tab.

Gtr. 1

Gtr. 1 Tab.

Gtr. 3

Gtr. 3 Tab.

A (8va) B Em

Gtr. 1

Gtr. 1 Tab.

Gtr. 3

Gtr. 3 Tab.

(8va) D rit. C

Gtr. 1

Gtr. 1 Tab.

Gtr. 3

Gtr. 3 Tab.

5:42 (♩ = 81) Guitar 1 doubles

Gtr. 2

Gtr. 2 Tab.

Gtr. 3

Gtr. 3 Tab.

Gr. 2

Gr. 2 Tab.

Gr. 3

Gr. 3 Tab.



Gr. 2

Gr. 2 Tab.

Gr. 3

Gr. 3 Tab.



Gr. 2

Gr. 2 Tab.

Gr. 3

Gr. 3 Tab.

Vx. *A-fraid to shoot stran - gers.*

Gtr. 2

Gtr. 2 Tab.

Gtr. 3

Gtr. 3 Tab.

E B C#m F#m D E D E

Vx. *A-fraid to shoot stran - gers.* *A-fraid to shoot stran - gers.*

Gtr. 2

Gtr. 2 Tab.

Gtr. 3

Gtr. 3 Tab.

F#m D E rit. B C#m F#m

Vx. *A-fraid to shoot stran - gers.*

Gtr. 2

Gtr. 2 Tab.

Gtr. 3

Gtr. 3 Tab.

FEAR IS THE KEY

Words & Music by Bruce Dickinson & Janick Gers

(♩ = 93)

[E]

Voice

Drum intro.

Guitar 1

Guitar 1
Tablature

Guitar 2

Guitar 2
Tablature

Guitar 3

Guitar 3
Tablature



Gtr. 2

Gtr. 2
Tab.

Gtr. 3

Gtr. 3
Tab.

Gtr. 2

Gtr. 2 Tab.

Gtr. 3

Gtr. 3 Tab.

Vx.

We

Gtr. 3

Gtr. 3 Tab.

0:32
1:31

[E]

Vx.

live our lives in fe - ver, in a chok - ing sweat of fear.
hear your se - cret heart - beat, I can hear your si - lent cries.

Gtr. 3

Gtr. 3 Tab.

Vx.

In the heat of the night you can feel so much, in the
The kids have lost their free - dom and

Gtr. 3

Gtr. 3 Tab.

Vx. *we live in fe - ver, we live in we live*

2nd time

8va

Gtr. 1

Gtr. 1 Tab.

Gtr. 2

Gtr. 2 Tab.

Gtr. 3

Gtr. 3 Tab.

Detailed description: This system contains the first two lines of music. The vocal line (Vx.) is in treble clef with a key signature of one sharp (F#) and a 4/4 time signature. The lyrics are "we live in fe - ver, we live in we live". The first guitar part (Gtr. 1) has a treble clef and includes a "2nd time" bracket and an "8va" instruction. The second guitar part (Gtr. 2) has a treble clef and includes a "1st time" bracket. The third guitar part (Gtr. 3) has a treble clef and includes a "1st time" bracket. Each guitar part has a corresponding tablature line below it with fret numbers and other markings.

1. A G 2. [E]

Vx. *fe - ver. I in fe - ver.*

Gtr. 1

Gtr. 1 Tab.

Gtr. 2

Gtr. 2 Tab.

Gtr. 3

Gtr. 3 Tab.

Detailed description: This system contains the next two lines of music. The vocal line (Vx.) has lyrics "fe - ver. I in fe - ver." and includes first and second endings. The guitar parts (Gtr. 1, 2, 3) continue with their respective parts, including tablature. The first guitar part (Gtr. 1) has a treble clef. The second guitar part (Gtr. 2) has a treble clef. The third guitar part (Gtr. 3) has a treble clef. Each guitar part has a corresponding tablature line below it with fret numbers and other markings.

Vx. Now we live in a world of un-cer-tain-ty, fear is the key to what you want to be. You

Gtr. 3

Gtr. 3 Tab.

Vx. don't get a say, the ma - jo - ri - ty gets its way, you're out - num - bered by the bas - tards 'til the day you die.

Gtr. 3

Gtr. 3 Tab.

Vx. [E]

ad lib. harmonics and feedback with trem. bar and echo

Gtr. 1

Gtr. 3

Gtr. 3 Tab.

Gtr. 1

Gtr. 3

Gtr. 3 Tab.

Grtr. 1

Grtr. 2

Grtr. 2 Tab.

Grtr. 3

Grtr. 3 Tab.

Vx.

Grtr. 2

Grtr. 2 Tab.

Grtr. 3

Grtr. 3 Tab.

E D C D E C D

I

3:26

(♩ = 156)

Am7 Em/A A69

Vx.

Grtr. 3

Grtr. 3 Tab.

hear your si - lent heart-beat and I hear your si - lent cries. Oh

Vx. lies and lies.

Gtr. 3

Gtr. 3 Tab.

3:38

Em/A Bm11 A/B

Vx. The kids have lost their free-dom and no - bo - dy cares 'til

Gtr. 3

Gtr. 3 Tab.

Bm11 A/B Am7

Vx. some - bo - dy fa - mous dies. They're tell-ing lies and lies

Gtr. 3

Gtr. 3 Tab.

Em/A A69 Em/A A5 C5

Vx. and lies and lies and lies and lies and lies and lies and lies. Oh

Gtr. 3

Gtr. 3 Tab.

Vx. Aagh _____ Ha, ha, ha _____

Gtr. 3

Gtr. 3 Tab.

3:57

A69 Em/A Am7

Vx. I re - mem - ber a time when we used and a - bused,

Gtr. 3

Gtr. 3 Tab.

Em/A A69 Em/A

Vx. ~ ~ ~ lies.

Gtr. 3

Gtr. 3 Tab.

Bm11 A/B Bm11

Vx. I re - mem - ber a time when we thought that pas - sion was

Gtr. 3

Gtr. 3 Tab.

Vx. free, _____ but it was just lies _____ and lies _____ and lies _____ and lies _____

Gtr. 3

Gtr. 3 Tab.

A69 Em/A A5 C5

Vx. and lies _____ and lies _____ and lies _____ In the

Gtr. 3

Gtr. 3 Tab.

B5 D5 C5 E5 D#5 G5 F#5

Vx. night, _____ oh, _____ Aagh _____

Gtr. 3

Gtr. 3 Tab.

A5 C5 B5 D5 C5 rit. E5 D#5 G5 F#5

Vx.

Gtr. 3

Gtr. 3 Tab.

[E]

Vx.  We

Gtr. 2 

Gtr. 2 Tab. 

Gtr. 3 

Gtr. 3 Tab. 



Vx.  live in fe - ver. We live in

Gtr. 2 

Gtr. 2 Tab. 

Gtr. 3 

Gtr. 3 Tab. 

Vx. *fe - ver. _____* *We live in _____ fe - ver. _____*

Gtr. 2

Gtr. 2 Tab.

Gtr. 3

Gtr. 3 Tab.

Detailed description of the first system: This system contains the first system of music. It features a vocal line at the top with lyrics 'fe - ver. _____' and 'We live in _____ fe - ver. _____'. Below the vocal line are two guitar parts: Gtr. 2 and Gtr. 3. Gtr. 2 is written in treble clef with a key signature of one sharp (F#) and includes a triplet of eighth notes. Gtr. 3 is written in treble clef with a key signature of one sharp (F#) and includes a triplet of eighth notes. Below Gtr. 3 is a guitar tablature (Tab.) with fret numbers and bar lines. The tablature includes numbers like 15-17, 15-17, 15-13-12-13-12, 12, 14-13-14-13, 15-14, 12-14-15, 13-14-13, 15, 14-13, 12-11-11-11, 14-14, 13, 12, 14, 13, 11, 13-12.



Vx.

Gtr. 2

Gtr. 2 Tab.

Gtr. 3

Gtr. 3 Tab.

Detailed description of the second system: This system contains the second system of music. It features a vocal line at the top, which is mostly blank with a few notes. Below the vocal line are two guitar parts: Gtr. 2 and Gtr. 3. Gtr. 2 is written in treble clef with a key signature of one sharp (F#) and includes a triplet of eighth notes. Gtr. 3 is written in treble clef with a key signature of one sharp (F#) and includes a triplet of eighth notes. Below Gtr. 3 is a guitar tablature (Tab.) with fret numbers and bar lines. The tablature includes numbers like 13-12-14, 12, 14, 12, 11, 11, 12-15, 17, 17, 15, 13, 12, 13, 12, 13, 12, 14, 12.

Vx. Now we're liv-ing in, in a

Gtr. 2

Gtr. 2 Tab.

Gtr. 3

Gtr. 3 Tab.

Vx. world of un-cer-tain-ty, fear is the key to what you want to be. You don't get a say, the ma-

Gtr. 3

Gtr. 3 Tab.

Vx. -jo-ri-ty gets its way, you're out - num-bered by the bas-tards 'til the day_ you die.

Gtr. 3

Gtr. 3 Tab.

CHILDHOOD'S END

Words & Music by Steve Harris

(♩ = 88) F#m

D

Voice

reverse cymbal
fade in

Guitar 1

Guitar 1
Tablature

Guitar 2

Guitar 2
Tablature

Guitar 3

Guitar 3
Tablature

rit.

E

Bm

C#m

© Copyright 1991 Iron Maiden Publishing (Overseas) Limited
(administered by Zomba Music Publishers Limited, 101-107 High Road, Willesden, London NW10).
All Rights Reserved. International Copyright Secured.

F#m

Gtr. 1

Gtr. 1 Tab.

Gtr. 2

Gtr. 2 Tab.

D E F#m A

Gtr. 1

Gtr. 1 Tab.

Gtr. 2

Gtr. 2 Tab.

E Bm C#m

Vx.

Gtr. 1

Gtr. 1 Tab.

Gtr. 2

Gtr. 2 Tab.

l'd

Vx. **F#m** **A**

sail a - cross the oc - ean, I'd walk a hun-dred miles, if
 va - tion and the hun - ger the suf - fer-ing and the pain the
 see the full moon float, you watch the red sun - rise, we

Gr. 3

Gr. 3 Tab.

Vx. **E** **D** **E**

I could make it to the end, oh, just to see a smile. You
 a - gon - ies of all out war, when will it come a - gain? The
 take these things for grant - ed, but some-where some-one's dy - ing. Con -

Gr. 3

Gr. 3 Tab.

Vx. **F#m** **A**

see it in their fa - ces, the sad-ness in their tears, the
 strug-ple for the pow-er, a ty-rant tries a - gain. Just
 -ta - mi - na - ted wa - ters, pol - lu - tion and de - cay, just

Gr. 3

Gr. 3 Tab.

Vx. **E** **Bm** **C#m**

des - per - a - tion and the an - ger, mad - ness and the fear. No
 what the hell is go - ing on? When will it e - ver end. No
 wait - ing for dis - ease to strike, oh will we learn some - day. No

Gr. 3

Gr. 3 Tab.

4:17 F#m A

Vx. hope, hope, hope, no no no life, life, life, just just just

Gtr. 1

Gtr. 1 Tab. 11. 12 12 14 14 12. 14 12 12 14 14. 12 12 14 14 12. 14 12 12 14

Gtr. 2

Gtr. 2 Tab. 4. 4 4 6 6 4. 6 4 4 6 2. 4 4 6 6 4. 6 4 4 6

E D E E

Vx. pain — and and fear. No
 pain — and and fear. No
 pain — and and fear. No

Gtr. 1

Gtr. 1 Tab. 9. 12 12 14 14 12. 14 12 12 14 12. 12 12 14 14 12. 14 12 12 9

Gtr. 2

Gtr. 2 Tab. 2. 4 4 6 6 4. 6 4 4 6 5. 4 4 6 6 4. 6 4 4 6

F#m A

Vx. food, no love, just
 food, no love, just
 food, no love, just
 no no no

Gtr. 1

Gtr. 1 Tab. 11. 12 12 14 14 12. 14 12 12 14 14. 12 12 14 14 12. 14 12 12 14

Gtr. 2

Gtr. 2 Tab. 4. 4 4 6 6 4. 6 4 4 6 2. 4 4 6 6 4. 6 4 4 6

Vx. *greed is here. Star-
greed is here. Star-
seed, is here. Star-*

Gtr. 1

Gtr. 1 Tab. 9. 12 12 14 14 12. 14 12 12 14 11. 12 12 14 14 12. 14 12 12 14 14 12. 14 12 12 11

Gtr. 2

Gtr. 2 Tab. 2. 4 4 6 6 4. 6 4 4 6 4. 4 4 6 6 4. 6 4 4 6 6 4. 6 4 4 6 6 4. 6 4 4 4

Gtr. 3

Gtr. 3 Tab.

2:14

F#m D E

Gtr. 1

Gtr. 1 Tab. 11 11 11 10 9 9 11 11 11 11 10 9 9 11 11 11 11 10 9 9 11 11 11 11 10 9 9 11 11

Gtr. 2

Gtr. 2 Tab. 4 4 4 2 2 4 4 4 4 4 2 1 2 4 4 4 4 4 2 1 2 4 4 4 4 4 2 1 2 4 4

Gtr. 3

Gtr. 3 Tab.

Bm Cm

Gtr. 1
Gtr. 1 Tab.
Gtr. 2
Gtr. 2 Tab.
Gtr. 3
Gtr. 3 Tab.

2 26
2 27

F#m D E

Gtr. 1
Gtr. 1 Tab.
Gtr. 2
Gtr. 2 Tab.
Gtr. 3
Gtr. 3 Tab.

Gr. 1

Gr. 1 Tab.

Gr. 2

Gr. 2 Tab.

Gr. 3

Gr. 3 Tab.

2:46

(8va)

Bm

F#m

D

Gr. 2

Gr. 2 Tab.

Gr. 3

Gr. 3 Tab.

Bm

A

D

Gr. 2

Gr. 2 Tab.

Gr. 3

Gr. 3 Tab.

Gr. 2

Gr. 2 Tab.

Gr. 3

Gr. 3 Tab.

3:14 / 3:25
3:35 / 3:46

Guitar 1 doubles

Gr. 2

Gr. 2 Tab.

3rd and 4th time

Gr. 3

Gr. 3 Tab.

F#m

A

E

Vx.

Gr. 1

Gr. 1 Tab.

Gr. 2

Gr. 2 Tab.

Gr. 3

Gr. 3 Tab.

Bm

1. 2. 3. C#m

4. C#m

D. § al Coda

8va

8va

8va

8va

⊕ CODA

E

F#m

You

child-hood's end.

WASTING LOVE

Words & Music by Bruce Dickinson & Janick Gers

(♩ = 75)

Em C D Em C D

Voice

Guitar 1

Guitar 1
Tablature

Guitar 2

Guitar 2
Tablature

Guitar 3

Guitar 3
Tablature

Em C D Em C D C D

Gtr. 1

Gtr. 1
Tab.

Gtr. 2

Gtr. 2
Tab.

© Copyright 1992 Iron Maiden Publishing (Overseas) Limited
(Administered by Zomba Music Publishers Limited) Zomba Music Publishers Limited, 167-167 High Road, Willesden, London NW10.
All Rights Reserved. International Copyright Secured.

Gtr. 1

Gtr. 1 Tab.

Gtr. 2

Gtr. 2 Tab.

Gtr. 3

Gtr. 3 Tab.

Em9 Em9/C Em9 Em9/C Em9 Em9/C

Vx.

May - be one day I'll be an honest man,

Gtr. 3

Gtr. 3 Tab.


Em9 Em9/C Em9 Em9/C Am7 Em9/A


Vx.

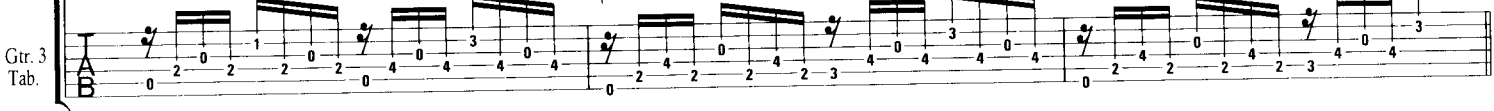
up till now I'm doing the best I can. Long roads,


Gtr. 3


Gtr. 3 Tab.

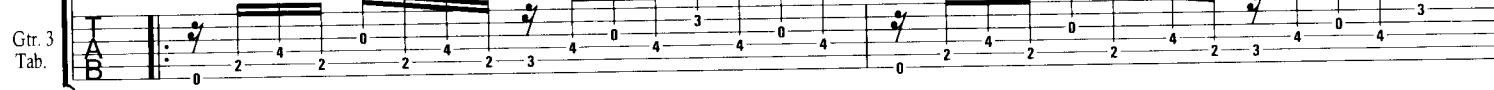
Vx.  long days of sun-rise to sun-set, of sun-rise to sun - set.

Gtr. 3 

Gtr. 3 Tab. 


Vx.  Dream on brothers while you can, Dream on brothers while you can.


Gtr. 3 

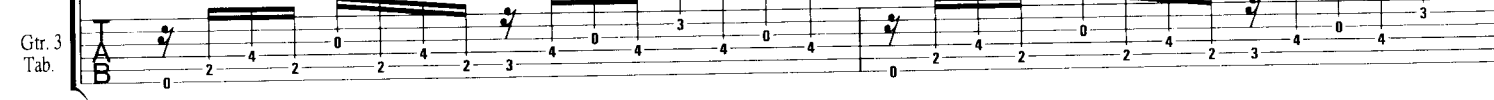
Gtr. 3 Tab. 

1:11
2:18


Em9 Em9/C Em9 Em9/C


Vx.  dream on sis - ters, I hope you find the one. dream on sis - ters, I hope you find the one.


Gtr. 3 

Gtr. 3 Tab. 

Em9 Em9/C Em9 Em9/C

Vx.  All of our lives, covered up quick - ly by the tides. All of our lives covered up quick - ly by the

Gtr. 3 

Gtr. 3 Tab. 

Am7 Em9/A Am7 Em9/A

Vx.

Gr. 3

Gr. 3 Tab.

Vx.

Gr. 3

Gr. 3 Tab.

Am7 Em9/A Em9 Em9/C Em9 Em9/C

1:40
3:00
(♩ = 75)

Vx.

Gr. 3

Gr. 3 Tab.

Em C D G F Em C D G D/F#

Vx.

Gr. 3


Gr. 3 Tab.

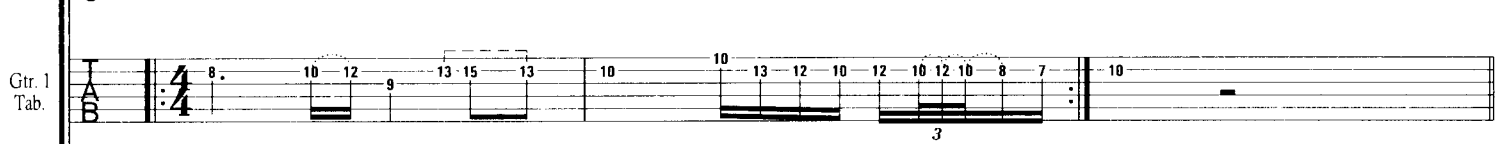
Em C D G D Em C D C


Vx. 

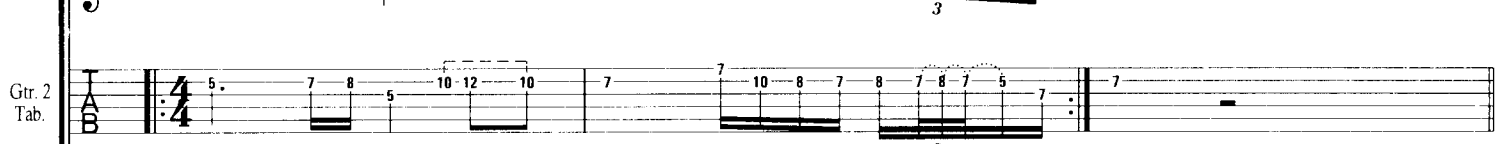
Gtr. 3 *let ring* 

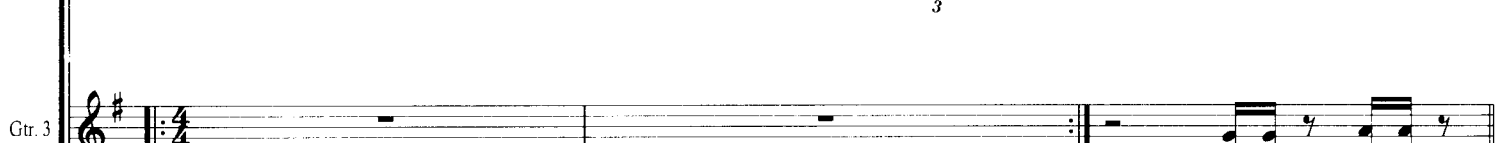
Gtr. 3 Tab. 


Gtr. 1 


Gtr. 1 Tab. 


Gtr. 2 

Gtr. 2 Tab. 

Gtr. 3 

Gtr. 3 Tab. 

Gtr. 3 

Gtr. 3 Tab. 

Gr. 2

Gr. 2 Tab.

Gr. 3

Gr. 3 Tab.

3

15 14 16 14 12 14 12 12 4 7 9 9 7 5 4 5 4 7 5 7 10 12 15

3

Em C Am D C

(8va)

Gr. 2

Gr. 2 Tab.

Gr. 3

Gr. 3 Tab.

15 12 14 12 12 12 15 15 17 17 15 13 12 5 12 12 12 14 12 15 12 14 12 15 12 17 15 17 19

Em C Am D C Em C

(8va)

Gr. 2

Gr. 2 Tab.

Gr. 3

Gr. 3 Tab.

17 19 17 15 14 15 17 19 19 17 15 14 15 17 19 17 15 14 15 14 15 15 17 15 15 12 15 14 15 13 12 13 12 14 12 11 12 12 12

Vx. *Am*

Spend your days _____ full of emp - ti - ness, _____

Gtr. 2 *(8va)*

Gtr. 2 Tab. 12 12 14 12 15 12 17 15 17 19 17 7

Gtr. 3

Gtr. 3 Tab. 2 2 2 2 2 2 2 2 7 7 5 5 9 5 5 5 3 3 7 5 5 5 3 3

Em C D G D/F# Em C D G D

Vx. spend your years _____ full of lone - li - ness. _____ Wast - ing love in a des - per - ate ca - ress,

Gtr. 3

Gtr. 3 Tab. 0 7 5 7 5 5 5 5 5 5 5 5 5 5 5 5 5 5 0 7 5 7 5 5 5 5 3 3 7 7 5 5

Em C D G Bm Em C D G F

Vx. roll - ing sha - dows _____ of nights. _____ Spend your days _____ full of emp - ti - ness, _____

Gtr. 2 *8va*

Gtr. 2 Tab. 17 - 19 17 - 19 17 - 19 17 - 19 17 - 19 17 - 15

Gtr. 3

Gtr. 3 Tab. 0 7 5 7 5 5 5 5 5 5 4 4 4 4 9 5 7 5 5 5 3 3

Vx. *spend your years_ full of lone - li - ness._____ Wast - ing love_ in a*

(8va)

Gtr. 2

Gtr. 2 Tab.

Gtr. 3

Gtr. 3 Tab.



D G D Em C *rit.* D Cadd9 D11 C#11 Em7

Vx. *des - per - ate ca - ress, roll - ing sha - dows_ of night._____*

Gtr. 1

Gtr. 1 Tab.

Gtr. 2

Gtr. 2 Tab.

Gtr. 3

Gtr. 3 Tab.

THE FUGITIVE

Words & Music by Steve Harris

(♩ = 161)

E5 G5 E5 F5 D5

Voice

Guitar 1

Guitar 1
Tablature

Guitar 2

Guitar 2
Tablature

Guitar 3

Guitar 3
Tablature

E5 G5 E5 F5 D5 C5 B5 A5

Gtr. 3

Gtr. 3
Tab.

0:12 E5 G5 E5 F5 D5

Gtr. 3

Gtr. 3
Tab.

Gtr. 3

Gtr. 3 Tab.

0:24

B11 Cadd9 B11 Cadd9 Dadd9 Cadd9 B11 Cadd9

Gtr. 3

Gtr. 3 Tab.

B11 Cadd9 B11 Cadd9 Dadd9 Cadd9 B11 Cadd9

Gtr. 3

Gtr. 3 Tab.

E5 G5 E5 F5 D5

Gtr. 3

Gtr. 3 Tab.

E5 G5 E5 F5 C D5 C5 B5

Gtr. 3

Gtr. 3 Tab.

0:47

Dadd9 Cadd9 Am Bbadd9

Gtr. 3

Gtr. 3 Tab.

Vx. On a cold Oc-to - ber morn - ing, as

Gtr. 3

Gtr. 3 Tab.

Vx. frost lay on__ the ground,__ wait-ing to make my__ move I make no sound.

Gtr. 3

Gtr. 3 Tab.

Am B \flat add9 Cadd9 Dadd9

Vx. Wait - ing for__ the mist, to co-ver all ____ a - round,__ I

Gtr. 3

Gtr. 3 Tab.

Cadd9 Am B \flat add9

Vx. care - ful-ly picked my time ____ then took the wall. ____ I'm

Gtr. 3

Gtr. 3 Tab.

Cadd9 D5

Vx.

Gr. 3

Gr. 3 Tab.

Vx.

Gr. 3

Gr. 3 Tab.

Vx.

Gr. 3

Gr. 3 Tab.

Vx.

Gr. 3

Gr. 3 Tab.

Vx. fu - gi - tive, be - ing hunt - ed down like game. I am a

Gtr. 3

Gtr. 3 Tab.

Vx. fu - gi - tive, but I've got to clear my name. I am a

Gtr. 3

Gtr. 3 Tab.

D5 C5 A5 Bb F G

Vx. fu - gi - tive, be - ing hun - ted down like game. I am a fu - gi - tive,

Gtr. 3

Gtr. 3 Tab.

D5 C A5 Bb F G D5 C5

Vx. but I've got to clear my name.

Gtr. 2

Gtr. 2 Tab.

Gtr. 3

Gtr. 3 Tab.

3rd time to Coda ⊕

1.3. 2. Bb

8va

Gr. 2

Gr. 2 Tab.

Gr. 3

Gr. 3 Tab.

[D] [C#]

(8va)

Gr. 2

Gr. 2 Tab.

Gr. 3

Gr. 3 Tab.

[E]

8va

Gr. 2

Gr. 2 Tab.

Gr. 3

Gr. 3 Tab.

Gtr. 2

Gtr. 2 Tab.

Gtr. 3

Gtr. 3 Tab.

3:08

E5 G5 E5 F5 D5

with echo

Gtr. 2

Gtr. 2 Tab.

Gtr. 3

Gtr. 3 Tab.

E5 G5 E5 F5 D5 C5 B5 A5

Gtr. 3

Gtr. 3 Tab.

E5 G5 E5 F5 D5

Gtr. 3

Gtr. 3 Tab.

Gr. 3

Gr. 3
Tab.

3:29

B11 Cadd9 B11 Cadd9 Dadd9 Cadd9 B11 Cadd9

Gr. 2

Gr. 2
Tab.

Gr. 3

Gr. 3
Tab.

B11 Cadd9 B11 Cadd9 Dadd9 Dadd9 Cadd9 B11

8va

Gr. 2

Gr. 2
Tab.

Gr. 3

Gr. 3
Tab.

Gtr. 2

Gtr. 2 Tab.

Gtr. 3

Gtr. 3 Tab.

Detailed description: This system contains musical notation for two guitar parts. The top part is for Gtr. 2, showing a melodic line in treble clef with notes and rests. Below it is the corresponding guitar tablature with fret numbers (19, 2, 4, 4, 2, 2) and a final measure with 17-19. The bottom part is for Gtr. 3, showing a rhythmic accompaniment in treble clef with eighth notes. Below it is the guitar tablature with fret numbers (0, 7, 5, 7, 5, 7, 5, 7, 5, 0, 0, 7, 5, 7, 5, 7, 5, 7, 5, 0).

Gtr. 2

Gtr. 2 Tab.

Gtr. 3

Gtr. 3 Tab.

(8va)

Detailed description: This system continues the musical notation. The Gtr. 2 part is marked with an 8va (octave up) and features a melodic line with notes and rests. The Gtr. 2 Tab. shows fret numbers (19, 17, 19, 19, 19, 19, 7, 14, 15, 16, 16, 15) and includes a double bar line. The Gtr. 3 part continues with a rhythmic accompaniment. The Gtr. 3 Tab. shows fret numbers (0, 7, 5, 7, 5, 7, 5, 7, 5, 0, 0, 7, 5, 7, 5, 7, 5, 7, 5, 7).

Em C5 3:49 D5 E5 C5

Gtr. 1

Gtr. 1 Tab.

Gtr. 2

Gtr. 2 Tab.

Gtr. 3

Gtr. 3 Tab.

Detailed description: This system introduces a new guitar part, Gtr. 1, in treble clef. Above the staff are chord markings: Em, C5, D5, E5, and C5. A time signature of 3:49 is also present. The Gtr. 1 part features a melodic line with triplets and slurs. The Gtr. 1 Tab. shows fret numbers (15, 17, 12, 14, 15, 12, 14, 12, 15, 12, 14, 15, 17, 15, 14, 15, 14, 15, 14, 17). The Gtr. 2 part shows a melodic line with notes and rests. The Gtr. 2 Tab. shows fret numbers (10, 9). The Gtr. 3 part continues with a rhythmic accompaniment. The Gtr. 3 Tab. shows fret numbers (5, 7, 5, 7, 5, 7, 5, 3, 5, 3, 5, 3, 7, 5, 7, 5, 9, 9, 5, 3).

Gtr. 1

Gtr. 3

(8va) G#5 E5 F#5 G#5 D. *al Coda*

Gtr. 1

Gtr. 3

4:40

⊕ CODA

E G5 E5 F5 D5

Gtr. 3

E5 G5 E5 F5 D5 C5 B5 A5 E5

Gtr. 3

CHAINS OF MISERY

Words & Music by Bruce Dickinson & Dave Murray

(♩ = 132)
[E]

Score for the first system, measures 1-3. It includes staves for Voice, Guitar 1, Guitar 1 Tablature, Guitar 2, Guitar 2 Tablature, Guitar 3, and Guitar 3 Tablature. The key signature is one sharp (F#) and the time signature is 12/8. The first two measures are mostly rests, while the third measure contains musical notation for all instruments.

Score for the second system, measures 4-6. It includes staves for Gtr. 1, Gtr. 1 Tab., Gtr. 2, Gtr. 2 Tab., Gtr. 3, and Gtr. 3 Tab. The notation shows rhythmic patterns and specific fret numbers for the guitar parts.

© Copyright 1992 Iron Maiden Publishing (Overseas) Limited
(administered by Zomba Music Publishers Limited, 105-107 High Road, Willesden, London NW10)
All Rights Reserved. International Copyright Secured.

Gr. 3

Gr. 3
Tab.

0:18
1:02

[E]

Vx.

There's a mad-man in the cor - ner of your eye, he likes to pry in - to your sun -
There's a pro - phet in the gut - ter in the street, he says 'You're damned!' and you be - lieve

Gr. 3

Gr. 3
Tab.

Vx.

light. He wants to burst in - to the street with you and I, a world of
him. He's got a vi - sion but it shines out through your eyes, a

Gr. 3

Gr. 3
Tab.

G/B

Vx.

sha - dows and of rain. He's seen what
world of hat - red and fear. He's felt what

Gr. 2

Gr. 2
Tab.

Gr. 3

Gr. 3
Tab.

C
A/G#

Vx.
love _____ is, _____ he wants to pay _____ you back with guilt.
love _____ means, _____ he wants to pay _____ you back with pain.

Gr. 2

Gr. 2
Tab.

Gr. 3

Gr. 3
Tab.

0:40
1:22
[E]

Vx.
_____ He lies _____ to you, _____ he won't let you be, _____ he's got _____ your chains _____ of mi - se - ry. -
_____ He lies _____ to you, _____ he won't let you be, _____ he's got _____ your chains _____ of mi - se - ry. -

Gr. 3

Gr. 3
Tab.

G D A

[E]

Vx.
_____ He won't _____ be still _____ 'til he's turned your key, _____ he holds your chains _____ of mi - se - ry. -
_____ He won't _____ be still _____ 'til he's turned your key, _____ he holds your chains _____ of mi - se - ry. -

Gr. 3

Gr. 3
Tab.

G D A

Vx.  he's got your chains of mi-se-ry.

Gtr. 1 

Gtr. 1 Tab. 

Gtr. 2 

Gtr. 2 Tab. 

Gtr. 3 

Gtr. 3 Tab. 

Vx.  He lies to you, he won't let you be, he's got your chains of mi-se-ry.

Gtr. 3 

Gtr. 3 Tab. 

Vx.  He won't be still til he's turned your key, he holds your chains of mi-se-

Gtr. 3 

Gtr. 3 Tab. 

Vx. *Dauss*
-ry. It's on - ly

Gtr. 2

Gtr. 2 Tab.

Gtr. 3

Gtr. 3 Tab.

Vx. love holds the key to your heart,

Gtr. 2

Gtr. 2 Tab.

Gtr. 3

Gtr. 3 Tab.

Dadd9 Em7/Bb Em7/B Cadd9

Vx. mm, it's on -

Gtr. 2

Gtr. 2 Tab.

Gtr. 3

Gtr. 3 Tab.

Dadd9 Em7/Bb Em7/B Cadd9

8va

Vx. *-ly love.*

Gtr. 1

Gtr. 1 Tab.

Gtr. 2

Gtr. 2 Tab.

Gtr. 3

Gtr. 3 Tab.

(8va)

sim.

2:19 (♩ = ♩.)

D5 E5 F5 B♭5 C5

8va

Gtr. 1

Gtr. 1 Tab.

Gtr. 3

Gtr. 3 Tab.

B♭5 F5 C5 D5 E5 F5

(8va)

Gtr. 1

Gtr. 1 Tab.

Gtr. 3

Gtr. 3 Tab.

Gtr. 1

Gtr. 1 Tab.

Gtr. 3

Gtr. 3 Tab.

E5 F5 Bb5 C5

(8va)

Gtr. 1

Gtr. 1 Tab.

Gtr. 3

Gtr. 3 Tab.

Bb5 F5 C5 D5 E5 F5

(8va)

Gtr. 1

Gtr. 1 Tab.

Gtr. 2

Gtr. 2 Tab.

Gtr. 3

Gtr. 3 Tab.

8va

Gr. 1

Gr. 1 Tab.

(8va)

Gr. 2

Gr. 2 Tab.

Gr. 3

Gr. 3 Tab.

2:46

[E]

Vx.

He lies to you. he won't let you be, he's got your chains

Gr. 3

Gr. 3 Tab.

D A [E]

Vx.

of mi-se-ry. He won't be still 'til he's turned your key,

Gr. 3

Gr. 3 Tab.

Vx. *G*
 he holds your chains of mi - se - ry. He lies to you,

Gtr. 3

Gtr. 3 Tab.

Vx. *G D A*
 he won't let you be, he's got your chains of mi - se - ry.

Gtr. 3

Gtr. 3 Tab.

Vx. *[E]* *G rit. D A b*
 He won't be still, 'til he's turned your key, he holds your chains of mi - se - ry.

Gtr. 3

Gtr. 3 Tab.

Vx. *E5*

Gtr. 3

Gtr. 3 Tab.

THE APPARITION

Words & Music by Steve Harris & Janick Gers

0:01
2:26

(♩ = 98)

Chords: E5, C/E, D5, E5

Voice

Now I'm here can you see me,
You can do what you want to,
'cos I'm out on my own.
if you try a lit-tle bit hard-er.

Drum intro.

Guitar 1

Guitar 1
Tablature

Guitar 2

Guitar 2
Tablature

Guitar 3

Guitar 3
Tablature

Chords: C/E, E5, D5, E5, C/E

Vx.

When the room goes cold,
A lit-tle bit of faith
tell me you can feel me,
goes a long way,
'cos I'm here.
it does.
Here I am, can you see me
Are we here for a rea-son?

Gtr. 3

Gtr. 3
Tab.

D5

Vx.

Gtr. 3

Gtr. 3 Tab.

D5 E5 A5 G5 D5 A5

Vx.

Gtr. 3

Gtr. 3 Tab.

G5 C5 D5 A5 G5

Vx.

Gtr. 3

Gtr. 3 Tab.

D5 A5 G5 C5 D5

Vx.

Gtr. 3

Gtr. 3 Tab.

Vx.

Gtr. 3

Gtr. 3 Tab.

Vx.

Gtr. 3

Gtr. 3 Tab.

Vx.
E5 D5 E5 C/E D5 E5

Gtr. 3

Gtr. 3 Tab.

Vx.
D5 A5 G5 C5 D5

Gtr. 3

Gtr. 3 Tab.

A5 G5 D5 A5

Vx. You can make your own luck, you cre - ate your des - ti - ny. — I be - lieve you have the pow - er if you
and don't dis - be - lieve it. No mat - ter what your friends might say, — we'll meet up a - gain some place, some

Gtr. 3

Gtr. 3 Tab.

1. C5 D5 to inst. 2. C5 D5

Vx. want to, it's true. way one day. —

Gtr. 3

Gtr. 3 Tab.

1:19 [E] inst.

Gtr. 3

Gtr. 3 Tab.

Gtr. 3

Gtr. 3 Tab.

Gtr. 3

Gtr. 3
Tab.

Gtr. 3

Gtr. 3
Tab.

1:39
Drums double pulse for 8 bars

Gtr. 2

Gtr. 2
Tab.

Gtr. 2

Gtr. 2
Tab.

Gtr. 3

Gtr. 3
Tab.

Gtr. 1

Gtr. 3

Gtr. 1

Gtr. 3

1:58
F#m
8va

B5

Gtr. 2

Gtr. 3

Gtr. 2

Gtr. 2 Tab.

Gtr. 3

Gtr. 3 Tab.

F#m B5 E5

(8va)

Gtr. 2

Gtr. 2 Tab.

Gtr. 3

Gtr. 3 Tab.

2:07

Dm wah-wah G5 C5

Gtr. 1

Gtr. 1 Tab.

Gtr. 3

Gtr. 3 Tab.

Gtr. 1

Gtr. 1 Tab.

Gtr. 3

Gtr. 3 Tab.

Gtr. 1

NC
(8va)

Gtr. 1 Tab.

Gtr. 3

Gtr. 3 Tab.

Gtr. 3

Cadd9 G

Gtr. 3 Tab.

JUDAS BE MY GUIDE

Words & Music by Bruce Dickinson & Dave Murray

(♩ = 117)

A D

A^b B^b

A

Voice

Guitar 1

Guitar 1
Tablature

Guitar 2

Guitar 2
Tablature

Guitar 3

Guitar 3
Tablature

accel.

D

A

B^b

G

with echo

Gtr. 1

Gtr. 1
Tab.

Gtr. 2

Gtr. 2
Tab.

Gtr. 3

Gtr. 3
Tab.

© Copyright 1992 Iron Maiden Publishing (Overseas) Limited
(administered by Zomba Music Publishers Limited, 165-167 High Road, Willesden, London NW10).
All Rights Reserved. International Copyright Secured.

8va

Gtr. 1

Gtr. 1 Tab.

Gtr. 3

Gtr. 3 Tab.

Dm C/D Dm C/D Bb C

Vx.

Lights

(8va)

Gtr. 1

Gtr. 1 Tab.

Gtr. 3

Gtr. 3 Tab.

0:28
1:04

Dm C G5 Bb F

Vx.

out, we live in a world of dark - ness, no doubt, ev - ery-thing's up for sale. We
wars, die in a blaze of glo - ry, come home, meat in a plast - ic sack. Fall


1st time


Gtr. 1


Gtr. 1 Tab.


Gtr. 3


Gtr. 3 Tab.

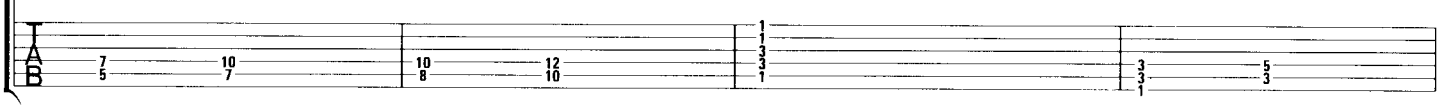
Vx. 

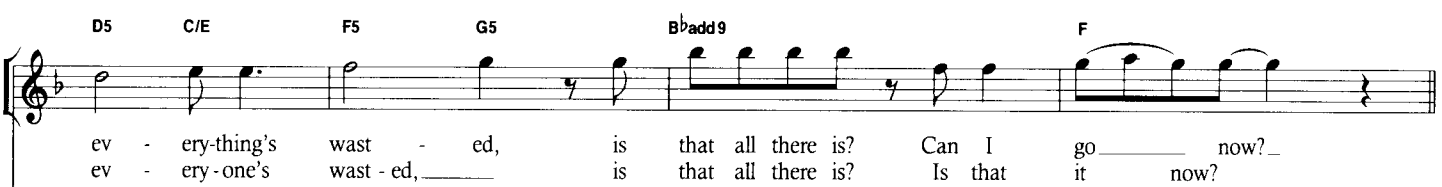
Gtr. 3 


Gtr. 3 Tab. 

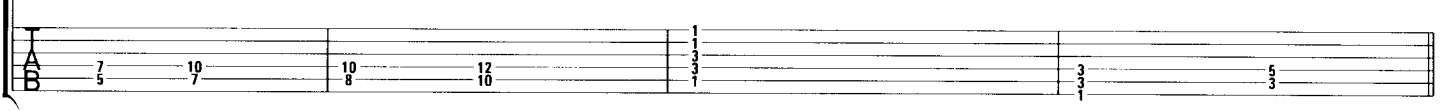
Vx. 


Gtr. 3 

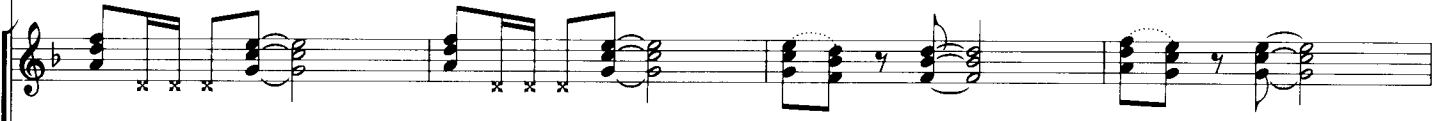
Gtr. 3 Tab. 


Vx. 

Gtr. 3 

Gtr. 3 Tab. 

Vx. 

Gtr. 3 

Gtr. 3 Tab. 


Vx. 

Ju - das my guide. Fight


Ju - das my guide.

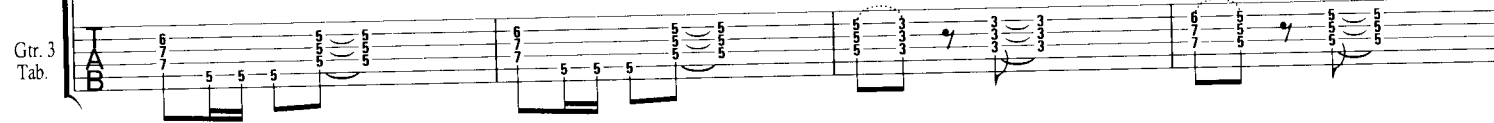
Gtr. 3 

Gtr. 3 Tab. 


Vx. 

Ju - das my guide, whis - pers in the night,


Gtr. 3 

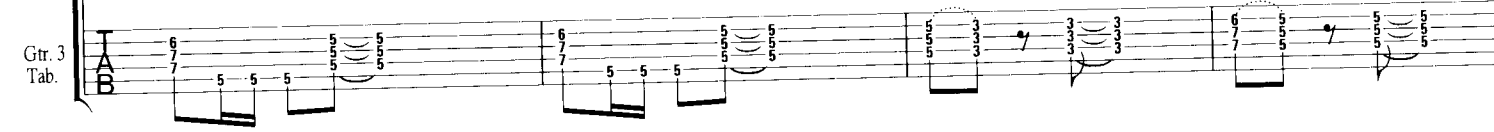
Gtr. 3 Tab. 

1:40
Dm C/D Dm C/D B \flat C

Vx. 

Ju - das my guide.

Gtr. 3 

Gtr. 3 Tab. 

Dm C/D Dm C/D B \flat C

Gtr. 1 

Gtr. 1 Tab. 

Gtr. 2 

Gtr. 2 Tab. 

1:51
Dm B \flat 5

Vx.

Gtr. 1

Gtr. 1 Tab.

Gtr. 2

Gtr. 2 Tab.

Gtr. 3

Gtr. 3 Tab.

Vx.

in the black, I have no guid - ing light, I'm

Gtr. 3

Gtr. 3 Tab.

C5

D5

C5

Bb5

Vx.

whis - per-ing in your dreams.

Gtr. 2

Gtr. 2 Tab.

Gtr. 3

Gtr. 3 Tab.

C5

Am7

8va

15 - 17 -

Vx.

Gtr. 2 (8va)

Gtr. 2 Tab.

Gtr. 3

Gtr. 3 Tab.

c

Gtr. 2 (8va)

Gtr. 2 Tab.

Gtr. 3

Gtr. 3 Tab.

Dm

Gtr. 2 (8va)

Gtr. 2 Tab.

Gtr. 3

Gtr. 3 Tab.

Vx. Ju - das my guide, whis - pers in the night, -

(8va)

Gtr. 2

Gtr. 2 Tab. 22 22 10

Gtr. 3

Gtr. 3 Tab. 6 7 5 5 5

Vx. Ju - das my guide.

Gtr. 3

Gtr. 3 Tab. 6 7 5 5 5

Dm C/D Dm C/D Bb

Vx. Ju - das my guide,

Gtr. 2

Gtr. 2 Tab. 12 11-13 13-15 10 12-13 12 10 12-14 12

Gtr. 3

Gtr. 3 Tab. 6 7 5 5 5

C Dm C/D Dm C/D

Vx. *whis - pers — in — the night,*

Gtr. 2 *8va*

Gtr. 2 Tab.

Gtr. 3

Gtr. 3 Tab.

Dm C/D Bb C

Vx. *Ju - das — my guide.*

Gtr. 2 *(8va)*

Gtr. 2 Tab.

Gtr. 3

Gtr. 3 Tab.

Dm

Vx. *(8va)*

Gtr. 2

Gtr. 2 Tab.

Gtr. 3

Gtr. 3 Tab.

WEEKEND WARRIOR

Words & Music by Steve Harris & Janick Gers

(♩ = 126)
A

D/F#

G

A

D/F#m

G

Voice

Guitar 1

Guitar 1
Tablature

Guitar 2

Guitar 2
Tablature

Guitar 3

Guitar 3
Tablature

clean
let ring

0:15
0:52
1:56

Vx.

A5

D/F#

G5

C5

A5

D/F#

The re - bel of yes - ter - day, — to - mor - row's fool, — who are you kid - ding be -
You're not so brave the way you be - have, — it makes you sick, got - ta
You've got - ta get out, got - ta get a - way, — but you're in with a clique — it's not ea -

distortion


Gtr. 3


Gtr. 3
Tab.


Vx. 


Gtr. 3 


Gtr. 3 Tab. 


Vx. 


Gtr. 3 


Gtr. 3 Tab. 


Vx. 

Gtr. 3 

Gtr. 3 Tab. 

Vx. 

Gtr. 3 

Gtr. 3 Tab. 

Vx. 

just look at you now.
 may-be some-one will die.
 to be-long.
 on Mon-day?

Gr. 3 

Gr. 3 Tab. 

1:28
2:32
5:02

F5 D5 A5 F5 D5 C5

Vx. 

A week-end war-ri-or late-ly, a week-end war-ri-or some-times.
 A week-end war-ri-or late-ly, a week-end war-ri-or some-times.
 A week-end war-ri-or late-ly, a week-end war-ri-or some-times.


Gr. 3 

Gr. 3 Tab. 

F5 D5 A5 F5 D5 A5

Vx. 

A week-end war-ri-or may-be, you ain't that way a-ny-more.
 A week-end war-ri-or may-be, you ain't that way a-ny-more.
 A week-end war-ri-or may-be, you ain't that way a-ny-more.

Gr. 3 

Gr. 3 Tab. 

F5 D5 A5 F5 D5 C5

Vx. 

A week-end war-ri-or late-ly, a week-end war-ri-or some-times.
 A week-end war-ri-or late-ly, a week-end war-ri-or some-times.
 A week-end war-ri-or late-ly, a week-end war-ri-or some-times.

Gr. 3 

Gr. 3 Tab. 

Vx. *A week - end war - ri - or may - be, you ain't that way an - y - more.*
A week - end war - ri - or may - be, you ain't that way an - y - more.
A week - end war - ri - or may - be, you were ne - ver like that at

Gtr. 3

Gtr. 3 Tab.

Vx. *1. D. 2. A5 to inst. 3. A D/F# G all.*

Gtr. 2

Gtr. 2 Tab.

Gtr. 3 *clean let ring*

Gtr. 3 Tab.

2:29 inst.

Gtr. 2 *D5 C5 B5 A5*

Gtr. 2 Tab.

Gtr. 3 *distortion*

Gtr. 3 Tab.

Gtr. 2

Gtr. 2 Tab.

Gtr. 3

Gtr. 3 Tab.

8va

B5

G5

Gtr. 2

Gtr. 2 Tab.

Gtr. 3

Gtr. 3 Tab.

(8va)

C5

3:13

D5

C5

Gtr. 2

Gtr. 2 Tab.

Gtr. 3

Gtr. 3 Tab.

B5

A5

sim.

Gtr. 2

Gtr. 2 Tab.

Gtr. 3

Gtr. 3 Tab.

Gr. 2

Gr. 2 Tab.

Gr. 3

Gr. 3 Tab.

8va

B5 G5 C5

Gr. 2

Gr. 2 Tab.

Gr. 3

Gr. 3 Tab.

3:26

C Em

(8va)

Acoustic guitar

Gr. 1

Gr. 1 Tab.

Gr. 2

Gr. 2 Tab.

Gr. 3

Gr. 3 Tab.

Gr. 1

Gr. 1 Tab.

Gr. 2

Gr. 2 Tab.

Gr. 3

Gr. 3 Tab.

(8va)

D5 slide side of right hand along string length causing harmonics C5 8va B5

Gr. 1

Gr. 1 Tab.

Gr. 3

Gr. 3 Tab.

A5 (8va) C5

Gr. 1

Gr. 1 Tab.

Gr. 3

Gr. 3 Tab.

Gr. 1

Gr. 1 Tab.

Gr. 3

Gr. 3 Tab.

Gr. 1

Gr. 1 Tab.

Gr. 3

Gr. 3 Tab.

Gr. 1

Gr. 1 Tab.

Gr. 3

Gr. 3 Tab.

Gtr. 1

 Gtr. 1 Tab.

 Gtr. 3

 Gtr. 3 Tab.

Gtr. 1

 Gtr. 1 Tab.

 Gtr. 3

 Gtr. 3 Tab.

Gtr. 1

 Gtr. 1 Tab.

 Gtr. 3

 Gtr. 3 Tab.

8va

Gtr. 1

Gtr. 1 Tab.

Gtr. 3

Gtr. 3 Tab.

let ring

D C A D

(8va)

Gtr. 1

Gtr. 1 Tab.

Gtr. 3

Gtr. 3 Tab.

C Bm6 A D C

(8va)

Gtr. 1

Gtr. 1 Tab.

Gtr. 3

Gtr. 3 Tab.

let ring

D. 8%

FEAR OF THE DARK

Words & Music by Steve Harris

(♩ = 80)
Dm

C

Voice

Guitar 1

Guitar 1
Tablature

Guitar 2

Guitar 2
Tablature

Guitar 3

Guitar 3
Tablature

Dm

C

Am

Gtr. 2

Gtr. 2
Tab.

Gtr. 3

Gtr. 3
Tab.

© Copyright 1992 Iron Maiden Publishing (Overseas) Limited
(Administered by Zomba Music Publishers Limited, 105-107 High Road, Willesden, London NW10)
All Rights Reserved. International Copyright Secured.

Gr. 2

Gr. 2 Tab.

Gr. 3

Gr. 3 Tab.

0:27

a tempo

Gr. 2

Gr. 2 Tab.

Gr. 3

Gr. 3 Tab.

let ring

Dm Bb C Bb C

Gr. 2

Gr. 2 Tab.

Gr. 3

Gr. 3 Tab.

Dm Bb C Dm Bb

Gtr. 2

Gtr. 2 Tab.

Gtr. 3

Gtr. 3 Tab.

0:52

Dm Bb C Bb C Dm Bb

Vx.

I am a man who walks a-lone, and when I'm walk-ing a dark road at night, or stroll-ing through the park,

Gtr. 3

Gtr. 3 Tab.

C Bb C Dm Bb C F G

Vx.

when the light be-gins to change, I some-times feel a lit-tle strange,

Gtr. 3

Gtr. 3 Tab.

1:17

Dm Bb C Bb C

Vx.

a lit-tle an-xious when it's dark. Fear of the dark, fear of the dark,

Gtr. 3

Gtr. 3 Tab.

Vx.  I have a con - stant fear that some-thing's al - ways near. Fear of the dark,


Gtr. 3 


Gtr. 3 Tab. 


Vx.  fear of the dark, I have a




Gtr. 3 


Gtr. 3 Tab. 



Vx.  pho - bi - a that some - one's al - ways there.


Gtr. 3 

Gtr. 3 Tab. 

Gtr. 3  (♩ = ♩)  

Gtr. 3 Tab. 

Gtr. 3  

Gtr. 3 Tab. 

Gr. 3

Gr. 3
Tab.

Vx.

c Dm

Have

Gr. 3

Gr. 3
Tab.

2:02

Vx.

Bb c

— you run your fin - gers down the wall, and have you felt your neck skin

Gr. 3

Gr. 3
Tab.


Vx.


Dm


crawl, when you're search - ing for the light? Some -

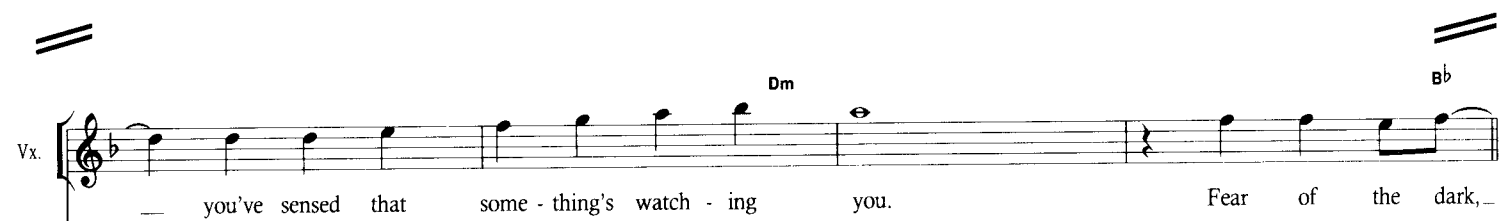
Gr. 3


Gr. 3
Tab.


Vx.  - times when you're scared to take a look at the corner of the room,

Gtr. 3 


Gtr. 3 Tab. 


Vx.  you've sensed that something's watching you. Fear of the dark,


Gtr. 3 

Gtr. 3 Tab. 


Dm Bb


Vx.  fear of the dark, I have a con-


Gtr. 3 

Gtr. 3 Tab. 


2.21 C Dm C Bb


Vx.  -stant fear that something's always near. Fear of the dark,


Gtr. 3 


Gtr. 3 Tab. 


F G Dm Bb


Vx.  fear of the dark, I have a pho -

Gtr. 3 


Gtr. 3 Tab. 


Vx.  - bi - a that some - one's al - ways there. Have


Gtr. 3 

Gtr. 3 Tab. 

F G Dm


Vx.  - you ev - er been a - lone at night, thought you heard foot - steps be - hind, - ing hor - ror films the night be - fore, de - bat - ing wit - ches and folk - lore,

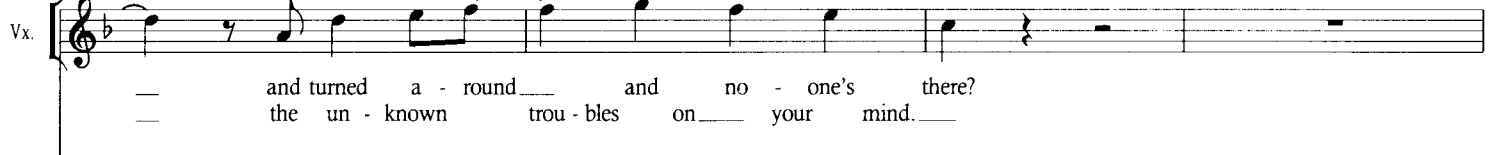
Gtr. 3 


Gtr. 3 Tab. 

2:40 5:49

F C Dm C Dm

Vx.  and turned a - round and no - one's there? the un - known trou - bles on your mind.

Gtr. 3 

Gtr. 3 Tab. 

Bb C Dm

Vx. *B^b* *C* *F* *G* *Dm*

And as you quick - en up your pace, you find it hard to look a - gain
 May - be your mind is play - ing tricks, you sense, and sud - den - ly eyes fix

Gr. 3

Gr. 3 Tab.

Vx. *B^b* *C* *B^b*

be - cause you're sure there's some - one there. Fear of the dark,
 on danc - ing sha - dows from be - hind.

Gr. 3

Gr. 3 Tab.

2:58
6:07

Vx. *C* *Dm* *C*

fear of the dark, I have a con -

Gr. 3

Gr. 3 Tab.

Vx. *B^b* *F* *G* *Dm*

- stant fear that some - thing's al - ways near. Fear of the dark,

Gr. 3

Gr. 3 Tab.

Vx. *fear of the dark, I have a pho -*

Gtr. 3

Gtr. 3 Tab.

Vx. *bi - a that some - one's al - ways there.*

Gtr. 3

Gtr. 3 Tab.

Bb F G Dm

2nd time to Coda ⊕

Gtr. 3

Gtr. 3 Tab.

3:16 3:3x

drum pulse x2

Bb

Gtr. 2

Gtr. 2 Tab.

Gtr. 3

Gtr. 3 Tab.

c Dm

1. 2.

Gtr. 3 *Dm*

Gtr. 3 Tab.

Gtr. 3 *Bb Gm Bb C Dm*

Gtr. 3 Tab.

Gtr. 3 *Bb Gm C Dm*

Gtr. 3 Tab.

Gtr. 3 *Bb Gm C Dm*

Gtr. 3 Tab.

Gtr. 1 *4.09* *8va* *Bb C*

Gtr. 1 Tab.

Gtr. 3

Gtr. 3 Tab.

Gtr. 1

Gtr. 1 Tab.

Gtr. 3

Gtr. 3 Tab.

Gtr. 1

Gtr. 1 Tab.

Gtr. 2

Gtr. 2 Tab.

Gtr. 3

Gtr. 3 Tab.

B \flat C Dm

8va

Gtr. 2

Gtr. 2 Tab.

Gtr. 3

Gtr. 3 Tab.

4 2 \sharp F \sharp m (8va)

Gtr. 2

Gtr. 2 Tab.

Gtr. 3

Gtr. 3 Tab.

(8va)

Gtr. 2

Gtr. 2 Tab.

Gtr. 3

Gtr. 3 Tab.

D E F#m

Gtr. 1

Gtr. 1 Tab.

(8va)

Gtr. 2

Gtr. 2 Tab.

Gtr. 3

Gtr. 3 Tab.

Gtr. 2

Gtr. 2 Tab.

Guitar 1 doubles

Gtr. 3

Gtr. 3 Tab.

Gm Am Dm

Gtr. 2

Gtr. 2 Tab.

Gtr. 3

Gtr. 3 Tab.

4:59
5:15

Dm Bb

Vx.

Fear of the dark, ..

fear of the dark, ..

Gtr. 3

Gtr. 3 Tab.

Vx. *fear of the dark, fear of the dark. —*

Gtr. 2

Gtr. 2 Tab.

Gtr. 3

Gtr. 3 Tab.

5.31
5.40

(♩ = ♩)

B^b

Gtr. 3

Gtr. 3 Tab.

D. § al Coda

c

Dm

1.

2.

Vx.

Gtr. 3

Gtr. 3 Tab.

Watch-

Vx. Fear of the dark, _____ fear of the dark, _____

Gtr. 3

Gtr. 3 Tab.

Vx. I have a con - stant fear that some - thing's al - ways near. _____

Gtr. 3

Gtr. 3 Tab.

C B \flat F G Dm

Vx. Fear of the dark, _____ fear of the dark, _____

Gtr. 3

Gtr. 3 Tab.

6:33 B \flat C Dm

Vx. *rit.* I have a pho - bi - a that some - one's al - ways there. _____

Gtr. 3

Gtr. 3 Tab.

C B \flat F G Dm

Gtr. 2

Gtr. 2 Tab.

Gtr. 3

Gtr. 3 Tab.

Gtr. 2

Dm Bb C

Gtr. 2 Tab.

Gtr. 3

Gtr. 3 Tab.

Vx.

Dm Bb C rit. F G Dm

When I'm walk - ing a dark road, I am a man who walks a - lone.

Gtr. 3

Gtr. 3 Tab.