

Arpeggio Studies

The Arpeggio Studies are courtesy of Julio Herrlein, a fine jazz guitarist from Brazil. Below are the highlights of this document. To continue, page or scroll down through the document.

- Several pages of Coltrane-type arpeggio example
- Recorded MP3 files to illustrate the examples
- Supporting play-along MIDI files for individual practice. These are in C, Bb and Eb versions, with a slower (Latin ♩) and faster (swing ♪) example for each.
- A comments file that describes some of the interesting features of each arpeggio page
- A page on how to break chord stacks into smaller arpeggios


For more details about these and other arpeggio studies, contact Julio at Julio@pop.com.br

Trane Arpeggios, page 1

arr. Julio Herrlein

Listen | Comments | Concert Play-along  /  | Bb Play-along  /  | Eb Play-along  / 

C Eb7 Ab B7 E G7 C C7



F Ab7 Db E7 A C7 F F7




Bb Db7 Gb A7 D F7 Bb Bb7



Eb F#7 B D7 G Bb7 Eb Gm7 G7(#9)




C Eb7 Ab B7 E G7 C C7




F Ab Db E7 A C7 F F7




Bb Db7 Gb A7 D F7 Bb Bb7




Eb F#7 B D7 G Bb7 Eb Am7 G13sus4




C Eb7 Ab B7 E G7 C C7




F Ab7 Db E7 A C7 F F7



Bb Db7 Gb A7 D F7 Bb Bb7




Eb F#7 B D7 G Bb7 Eb G+7(b9)




C Eb7 Ab B7 E G7 C C7



F Ab7 Db E7 A C7 F F7



Bb Db7 Gb A7 D F7 Bb Bb7



Eb F#7 B D7 G Bb7 Eb G7 G7




Trane Arpeggios, page 3

arr. Julio Herrlein

Listen | Comments | Concert Play-along  /  | Bb Play-along  /  | Eb Play-along  / 

C Eb7 Ab B7 E Bb7 G7 C C7




F Ab7 Db E7 A C7 F F7



Bb Db7 Gb A7 D F7 Bb Bb7




Eb F#7 B D7 G Bb7 Eb Db7 G7(b5 b9)



C Eb7 Ab B7 E G7 C C7



F Ab7 Db E7 A C7 F F7



Bb Db7 Gb A7 D F7 Bb Bb7



Eb F#7 B D7 G Bb7 Eb Eb7 G7



Trane Arpeggios, page 4


arr. Julio Herrlein

Listen | Comments | Concert Play-along  /  | Bb Play-along  /  | Eb Play-along  / 

C Eb7 Ab B7 E E7sus4 G7 C C7




F Ab7 Db E7 A C7 F F7



Bb Db7 Gb A7 D F7 Bb Bb7



Eb F#7 B D7 G Bb7 Eb Ddim7 G7(b9)



C Eb7 Ab B7 E G7 C C7




F Ab7 Db E7 A C7 F F7



Bb Db7 Gb A7 D F7 Bb Bb7



Eb F#7 B D7 G Bb7 Eb Gdim7 G7(b5 #9)



C7M
G7 C Eb7 Ab B7 E G7 C C7

F Ab7 Db E7 A C7 F F7

Bb Db7 Gb A7 D F7 Bb Bb7

Eb F#7 B D7 G Bb7 Eb F7M G9sus4

C Eb9sus4 Ab B9sus4 E G9sus4 C C9sus4

F Ab9sus4 Db E9sus4 A C9sus4 F F9sus4

Bb Db9sus4 Gb A9sus4 D F9sus4 Bb Bb9sus4

Eb F#9sus4 B D9sus4 G Bb9sus4 Eb Ab7M#5 G7



Breaking Chord Stacks into Smaller Arpeggios

1. Major Chord Stack 1 3 5 7 (9 #11 13)

Example F Lydian

F	A	C	E	G	B	D							F6/maj7 (9,#11)
F	A	C	E										Fmaj7 (R, 3, 5, 7)
	A	C	E	G									Am7 (3, 5, 7, 9)
	A	D	E	G									A7sus4 (3,6,7,9)
		C	E	G	B								Cmaj7 (5, 7, 9, #11)
			E	G	B	D							Em7 (7, 9, #,11,6)
			E	A	B	D							E7sus4 (7, 3, #,11,6)
				G	B	D	F						G7 (9,#11,6,R)
				G	C	D	F						G7sus4 (9,5,6,R)
					B	D	F	A					Bm7b5 (#11,6,R,3)
						D	F	A	C				Dm7 (6,R,3,5)
						D	G	A	C				D7sus4 (6,9,3,5)

2. Minor Chord Stack 1 b3 5 b7/7 (9, 11, 13)

Example: D dorian/ Melodic Minor

D	F	A	C/C#	E	G	B							Dm6/7/maj7 (9, 11)
D	F	A	C										Dm7 (R,b3,5,b7)
D	G	A	C										D7sus4 (R,11,5,b7)
D	F	A	C#										Dm maj7 (R b3 5 7)
	F	A	C	E									Fmaj7 (b3,5,b7,9)
	F	A	C#	E									Fmaj7#5 (b3,5,7,9)
		A	C	E	G								Am7 (5,b7,9,11)
		A	D	E	G								A7sus4 (5,R,9,11)
		A	C#	E	G								Am maj7 (5,7,9,11)
			C	E	G	B							Cmaj7 (b7,9,11,13)
			C#	E	G	B							C#m7b5 (7,9,11,13)
				E	G	B	D						Em7 (9,11,13,R)
				E	A	B	D						E7sus4 (9,5,13,R)
					G	B	D	F					G7 (11,13,R,3)
					G	C	D	F					G7sus4 (11,b7,R,3)
						B	D	F	A				Bm7b5 (13,R,b3,5)

3. Dominant Chord Stack 1 3 5 b7 (9, #11, 13)

Example: D Lydian b7

D	F#	A	C	E	G#	B							D7 (9, #11, 13)
D	F#	A	C										D7 (R, 3, 5,b7)
	F#	A	C	E									F#m7b5 (3,5,b7,9)
		A	C	E	G#								Am maj7 (5,b7,9,#11)
			C	E	G#	B							Cmaj7#5 (b7,9,#11,13)
				E	G#	B	D						E7 (9,#11,13,R)
					G#	B	D	F#					G#m7b5 #11,13,R,3)
					Ab	C	E						Ab/C/E aug (#11, b7, 9)
					Ab	C	E	Gb					Ab7#5 (#11,b7,9,3)
					Ab	C	D	Gb					Ab7b5 (#11,b7,R,3)
						B	D	F#	A				Bm7 13,R,3,5)
						B	E	F#	A				B7sus4 (13,9,3,5)