

# WISHING IT WAS

Words and Music by  
EAGLE-EYE CHERRY, MICHAEL SIMPSON,  
JON KING and MARK NISHITA

Slowly  $\text{♩} = 84$

Intro:

Gm7



C9



*mf*

Gm7



C9



Gm7



C9



Gm7



C9



Verse:



1. Beau - ty and grace is what touch - es me most. Good times can put me in fear. I  
 (2.) feel - ing won't last, 'cause I can - not sur - vive. I tell you I've been here be - fore. I'm



al - ways feel safe when things\_ are bad.\_ So I can - not let you come near. It  
 mov - ing so fast, it's a mat - ter of time. One of us walks out that door. }



seems that I thrive in the dark side of things. I al - ways feel a - live\_ when the death bell rings.



Now you come\_ and you bring out the tears in me. Bkgd. Vcl.: Di - di - di - di.

♩ Chorus:

Gm7



C9



Pain — nev - er makes me cry, — but — hap - pi - ness does. — It's so

Gm7



C9



strange to watch — your life — walk by — and — wish - ing it was. — Wish - ing it

Gm7



C9



was more like a fan - ta - sy — where ev - 'ry day — sur - pris - es me, — yeah.

Gm7



C9



Wish - ing it was. —

Gm7 C9

Bkgd. Vcl.: Whoa, whoa, whoa. Wish - ing it was.

Detailed description: This system contains the first two staves of music. The top staff is a vocal line with lyrics 'Whoa, whoa, whoa. Wish - ing it was.' The bottom two staves are piano accompaniment. Chord diagrams for Gm7 and C9 are shown above the staff. The key signature has one flat (Bb).

Gm7 To Coda 1. C9

Whoa, whoa, whoa. I'm wish - ing it was. 2. This

Detailed description: This system contains the next two staves of music. The vocal line continues with 'Whoa, whoa, whoa. I'm wish - ing it was.' and then '2. This'. The piano accompaniment continues. Chord diagrams for Gm7 and C9 are shown. A 'To Coda' symbol is present above the staff.

2. C9 Gm7

(Guitar solo...)

Detailed description: This system contains the third and fourth staves of music. The top staff features a guitar solo marked '(Guitar solo...)' with a wavy line. The bottom two staves are piano accompaniment. Chord diagrams for C9 and Gm7 are shown.

C9 Gm7

Detailed description: This system contains the final two staves of music. The top staff continues the piano accompaniment with a triplet of eighth notes. The bottom two staves continue the piano accompaniment. Chord diagrams for C9 and Gm7 are shown.

1.2.3.4.

5.

C9

C9



... end solo)

Gm7

C9



Give this some thought, I'm sure you will know this is the way it must be. E -

D.S. al Coda

Gm7

C9



mo-tions will rise, e - mo - tions will flow. You bring out the tears in me.

Coda C9

Gm7



Oh, oh, wish - ing it was. Wish - ing it was.

Bkgd. Vcl.: Whoa, whoa, whoa.



Musical notation for the first system, including vocal line and piano accompaniment.

Vocal line: I'm wish - ing it was...

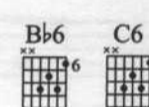
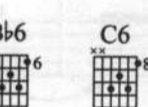
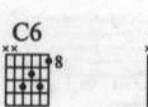
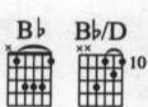
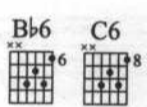
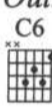
Lyrics: Whoa, whoa, whoa.

Repeat ad lib. as desired | Last time

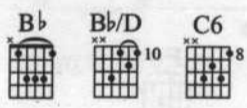
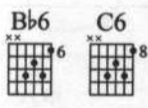


Musical notation for the second system, including piano accompaniment.

Outro:



Musical notation for the first part of the outro, including piano accompaniment.



Musical notation for the second part of the outro, including piano accompaniment.