


Another Brick in the Wall. part 1.

Words & Music by
ROGER WATERS

Fairly Bright
No chord

Dm 

mp

Dm 

mf

Dad - dy's flown-

mf

a - cross the o - cean

Leav - ing just — a mem - o - ry. —

The snap - shot

in the fam - 'ly al — bum.

Dad-dy, — what else — did you leave — for me?—

G

ff Dad-dy, what d'ya leave be-hind— for me?

Gm *Dm*

All in all — it was just a brick in the

F *C*

Dm



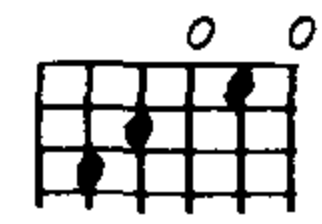
F




wall.

All in all—

C



Dm



— it was all just bricks in the wall.

First system of musical notation, featuring a grand staff with treble and bass clefs. The music consists of eighth and sixteenth notes, with some chords and rests. There are some markings below the bass line, possibly indicating fingerings or breath marks.

Second system of musical notation. It includes guitar chord diagrams for C and Dm. The C chord diagram shows the open strings (0, 2, 3, 2, 1, 0) and the Dm chord diagram shows (2, 0, 2, 2, 1, 0).

Third system of musical notation, continuing the piece with various rhythmic patterns and melodic lines in both hands.

Fourth system of musical notation. It features a long note with a fermata in the treble clef, marked with '8' at both ends. Chord diagrams for Bb and C are provided above the staff.

Fifth system of musical notation. It includes a guitar chord diagram for F (2, 1, 2, 3, 4, 3) above the treble clef.

Sixth system of musical notation. It features a long note with a fermata in the treble clef, marked with '8' at both ends, and a guitar chord diagram for Dm (2, 0, 2, 2, 1, 0) above the staff.

Seventh system of musical notation, concluding the page with a final melodic phrase in the treble clef and accompaniment in the bass clef.

First system of musical notation, featuring a grand staff with treble and bass clefs. The bass line contains a continuous eighth-note accompaniment. The treble line has a whole note chord in the first measure, followed by a whole note chord in the second measure, and a long melodic line with a slur and a fermata in the third and fourth measures.

Second system of musical notation. It includes guitar chord diagrams for Am and Dm above the treble staff. The treble line features a whole note chord in the first measure, followed by a long melodic line with a slur and a fermata in the second, third, and fourth measures. The bass line continues with eighth-note accompaniment.

Third system of musical notation. The treble line has a whole note chord in the first measure, followed by a long melodic line with a slur and a fermata in the second, third, and fourth measures. The bass line continues with eighth-note accompaniment.

Fourth system of musical notation. The treble line has a whole note chord in the first measure, followed by a long melodic line with a slur and a fermata in the second, third, and fourth measures. The bass line continues with eighth-note accompaniment.

Fifth system of musical notation. The treble line has a whole note chord in the first measure, followed by a long melodic line with a slur and a fermata in the second, third, and fourth measures. The bass line continues with eighth-note accompaniment.

Sixth system of musical notation. The treble line has a whole note chord in the first measure, followed by a long melodic line with a slur and a fermata in the second, third, and fourth measures. The bass line continues with eighth-note accompaniment.

Seventh system of musical notation. The treble line has a whole note chord in the first measure, followed by a long melodic line with a slur and a fermata in the second, third, and fourth measures. The bass line continues with eighth-note accompaniment. The word "fade -" is written below the treble staff in the second measure.

Another Brick in the Wall, part 2.

Words and Music by
ROGER WATERS

Slowly

Dm

Dm

We don't need — no ed - u - ca — tion,
 We don't need — no ed - u - ca — tion,

We don't need — no
 We don't need — no'

thought con-trol, —
 thought con-trol, —

No
 No

dark sar-cas — m in the class — room.
 dark sar-cas — m in the class — room.

Tea - cher, leave — them kids a - lone. —
Tea - chers, leave — the kids a - lone. —

Hey,
Hey,

tea-cher! Leave them kids a-lone! —
tea-cher! Leave us kids a-lone! —

All in all it's just an - oth-er brick in the wall.
All in all you're just an - oth-er brick in the wall.

All in all you're just an - oth- er brick in the wall.
All in all you're just an - oth- er brick in the wall.

The image displays a musical score for piano, consisting of six systems of staves. Each system includes a treble and bass clef staff. The score features various musical notations such as notes, rests, and dynamic markings. A first ending bracket labeled '1' and a second ending bracket labeled '2' are present in the first system. A guitar chord diagram for Dm is shown above the first system. A triplet of eighth notes is marked with a '3' in the third system. The final system includes a 'fade' instruction with a dashed line and a 'silence' instruction at the end of the piece.

Another Brick in the Wall. part 3.

Words & Music by
ROGER WATERS

Moderately

Dm

Dm7

I don't need no arms a-round—me.

Detailed description: This system contains the first two lines of music. The top line is the vocal melody in 4/4 time, starting with a Dm chord diagram. The piano accompaniment is in the same time signature, starting with a Dm7 chord diagram. The lyrics 'I don't need no arms a-round—me.' are written below the vocal line.

Dm

And I don't need no drugs to calm — me

Detailed description: This system contains the second two lines of music. The vocal line continues with the lyrics 'And I don't need no drugs to calm — me'. The piano accompaniment continues with a Dm chord diagram above the first measure.

Dm7

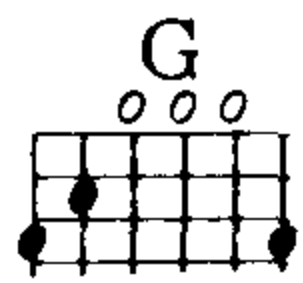
Dm

I have seen the writ-ing on the wall—

Detailed description: This system contains the third two lines of music. The vocal line continues with the lyrics 'I have seen the writ-ing on the wall—'. The piano accompaniment continues with Dm7 and Dm chord diagrams above the first and second measures respectively.

Don't think I — need

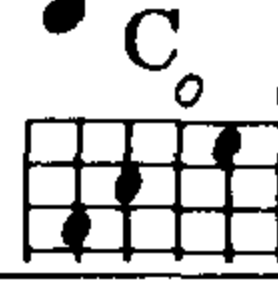
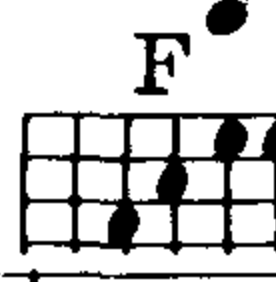
Detailed description: This system contains the final two lines of music on the page. The vocal line continues with the lyrics 'Don't think I — need'. The piano accompaniment continues with a melodic line in the right hand and a bass line in the left hand.



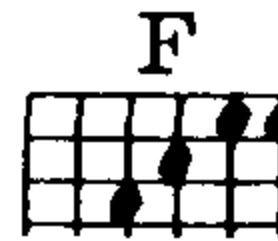
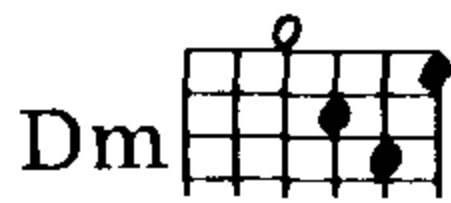
an - y - thing - at all. ————— Oh, no,



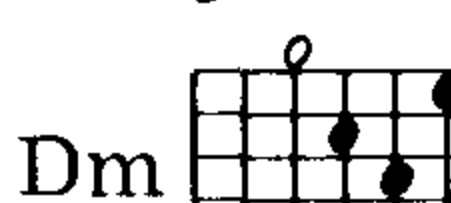
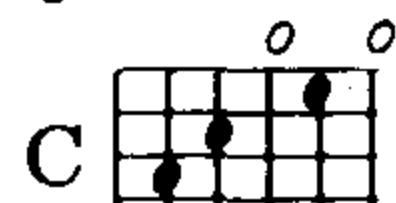
Don't think I'll need an-y-thing at all. —————



All in all— it was all just bricks in the



wall. ————— All in all— you were



Repeat and fade

all just bricks in the wall. —————