

HAMMER TO FALL

Words & Music by
Brian May

(♩ = 128)

A D/A A D/A A D/A E/A 4fr

The first system of music features a guitar part with seven chords: A, D/A, A, D/A, A, D/A, and E/A (4fr). The piano accompaniment consists of a treble and bass clef staff in 4/4 time, with a key signature of two sharps (F# and C#). The melody in the treble clef is a series of eighth and quarter notes, while the bass clef provides a steady accompaniment of quarter notes.

A A D/A A D/A A D/A

Yeah!

The second system continues the guitar part with chords: A (5fr), A, D/A, A, D/A, A, and D/A. The piano accompaniment continues with the same rhythmic pattern. The vocal line begins with the word "Yeah!" on a single note.

E A A D/A A D/A A D/A E/A 4fr

Here we stand_ and here we fall,_ his-to - ry_ won't

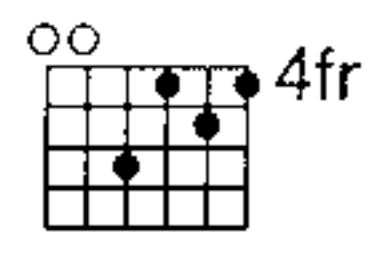
The third system features guitar chords: E, A (5fr), A, D/A, A, D/A, A, D/A, and E/A (4fr). The piano accompaniment continues. The vocal line has the lyrics "Here we stand_ and here we fall,_ his-to - ry_ won't".

Eadd4 A D/A A D/A A D/A E/A 4fr

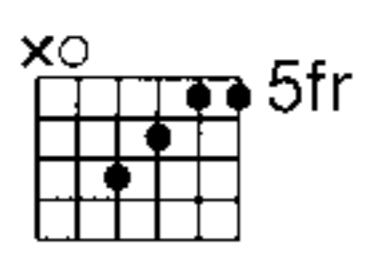
care at all._ Make the bed, light the light. Yeah!_ Oh La-dy Mer-cy won't be

The fourth system features guitar chords: Eadd4 (4fr), A (5fr), A, D/A, A, D/A, A, D/A, and E/A (4fr). The piano accompaniment continues. The vocal line has the lyrics "care at all._ Make the bed, light the light. Yeah!_ Oh La-dy Mer-cy won't be".

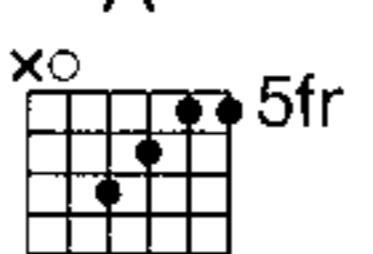
Eadd4



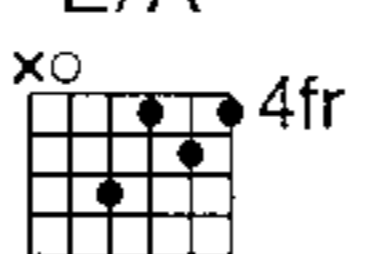
A



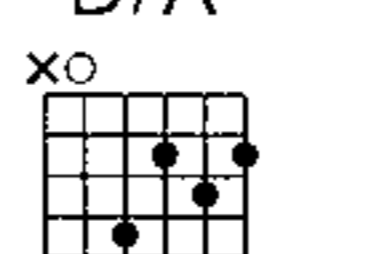
A



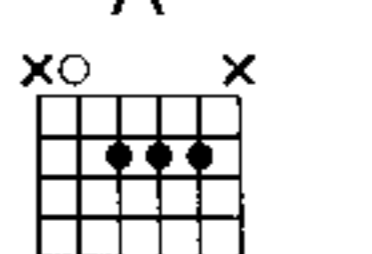
E/A



D/A



A



Musical staff with treble clef and key signature of two sharps (F# and C#). The melody consists of quarter and eighth notes.

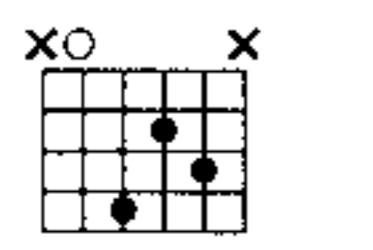
home_ to - night. Yeah!

Musical staff with treble clef and key signature of two sharps. It features a series of chords and melodic lines.

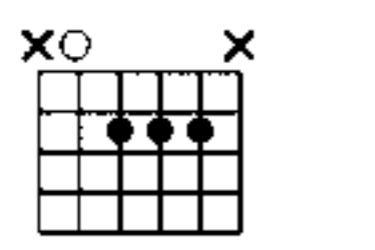
You don't waste_ no_ time_ at all._

Piano accompaniment for the first system, showing both treble and bass clefs with chords and a bass line.

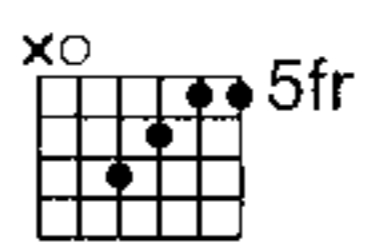
D/A



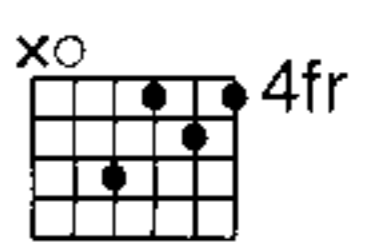
A



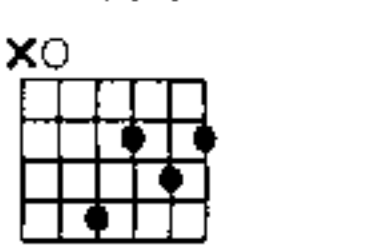
A



E/A



D/A



Musical staff with treble clef and key signature of two sharps. The melody continues with quarter notes.

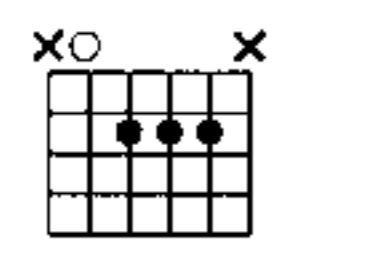
Don't hear the bell but you an-swer the call._

Musical staff with treble clef and key signature of two sharps. It features a series of chords and melodic lines.

Comes to you_ as_ to_

Piano accompaniment for the second system, showing both treble and bass clefs with chords and a bass line.

A



Musical staff with treble clef and key signature of two sharps. The melody consists of quarter notes.

Yeah!_ We're just wait-ing for the ham-mer to fall._ Yeah!

Musical staff with treble clef and key signature of two sharps. It features a series of chords and melodic lines.

_ us all._

Piano accompaniment for the third system, showing both treble and bass clefs with chords and a bass line.

D/A A D/A A D/A E/A Eadd4 A

Oh

A D/A A D/A A D/A E/A Eadd4 A


ev-ery night and ev-ery day, a lit-tle piece of you is fall-ing a-way. But

A D/A A D/A A D/A E/A Eadd4 A

lift your face the west-ern way, build your mus-cles as your bo-dy de-cays. Yeah!

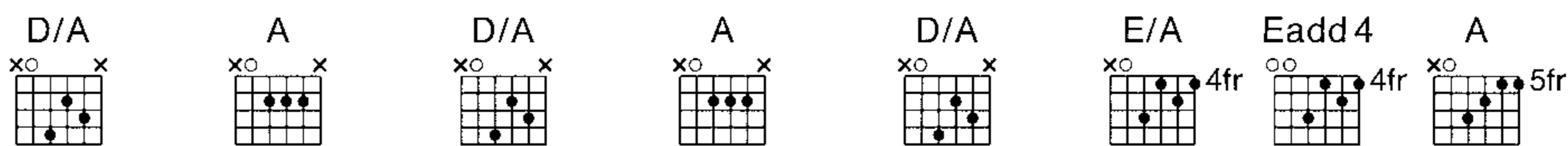
E/A D/A A D/A A

Yeah! Let the an-aes-the-tic
Toe your line and play their game.

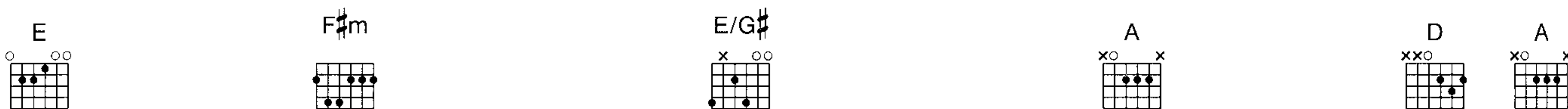


co-ver it all. — You know it's time for the

Till one day_ they call___ your name.



ham-mer to fall. Yeah!



Rich or poor or fa - mous for your truth, — it's all — the same. — Yeah, Yeah.

Ooh — ooh — ooh — ooh, — oh no, —

G $\begin{array}{|c|c|c|c|} \hline \text{x} & \text{o} & \text{o} & \text{o} \\ \hline \end{array}$ D/F# $\begin{array}{|c|c|c|c|} \hline \text{x} & \text{o} & & \\ \hline \end{array}$

D $\begin{array}{|c|c|c|c|} \hline \text{x} & \text{x} & \text{o} & \\ \hline \end{array}$ E $\begin{array}{|c|c|c|c|} \hline \text{o} & & \text{o} & \text{o} \\ \hline \end{array}$

F#m $\begin{array}{|c|c|c|c|} \hline & & & \\ \hline \end{array}$

E/G# $\begin{array}{|c|c|c|c|} \hline \text{x} & & \text{o} & \text{o} \\ \hline \end{array}$

Oh! Lock your door, but rain is pouring through

oh no. Ooh ooh ooh

A $\begin{array}{|c|c|c|c|} \hline \text{x} & \text{o} & & \text{x} \\ \hline \end{array}$

E7/G# $\begin{array}{|c|c|c|c|} \hline \text{x} & & \text{o} & \\ \hline \end{array}$

your window pane. Yeah! Ba-by now your strug-

ooh, oh no.

A $\begin{array}{|c|c|c|c|} \hline \text{x} & \text{o} & & \text{x} \\ \hline \end{array}$

E/D $\begin{array}{|c|c|c|c|} \hline \text{x} & \text{x} & \text{o} & \\ \hline \end{array}$ 4fr

A $\begin{array}{|c|c|c|c|} \hline \text{x} & \text{o} & & \\ \hline \end{array}$ 5fr

E/A $\begin{array}{|c|c|c|c|} \hline \text{x} & \text{o} & & \\ \hline \end{array}$ 4fr

D/A $\begin{array}{|c|c|c|c|} \hline \text{x} & \text{o} & & \\ \hline \end{array}$

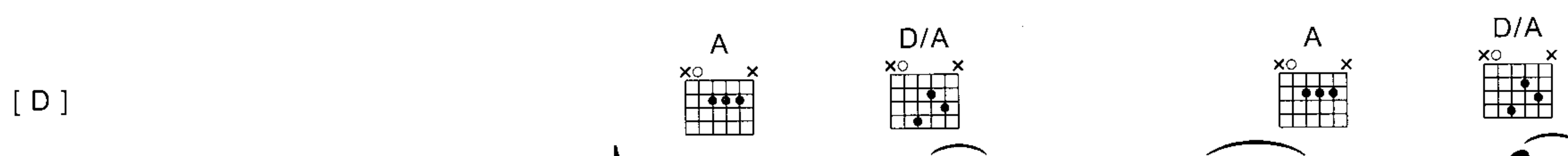
A $\begin{array}{|c|c|c|c|} \hline \text{x} & \text{o} & & \text{x} \\ \hline \end{array}$

-gle's all in vain. Yeah, yeah!

Ooh



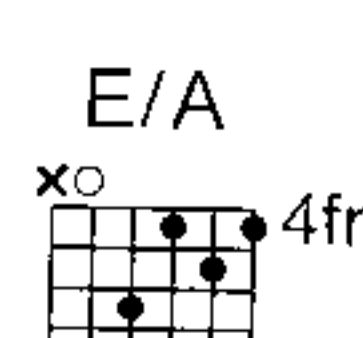
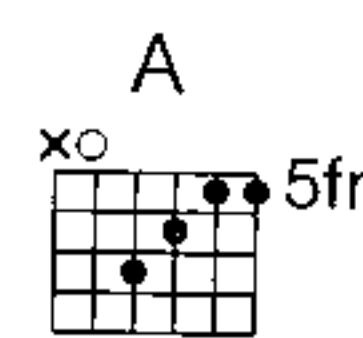
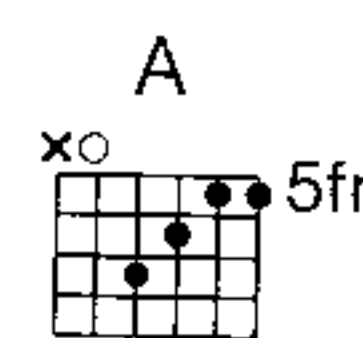
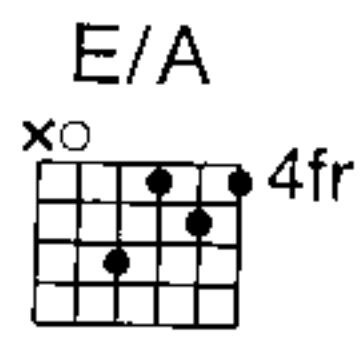
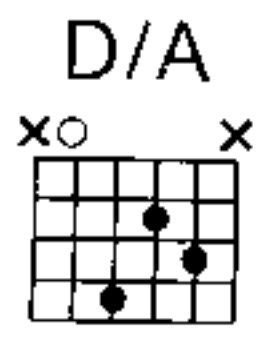
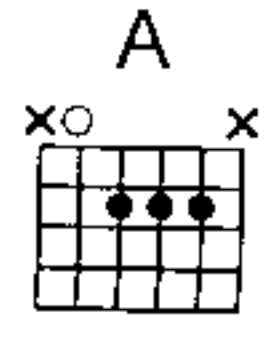
Ooh



For we who grew up tall and proud,



in the shadow of the mushroom cloud. Convinced our voices can't be heard,



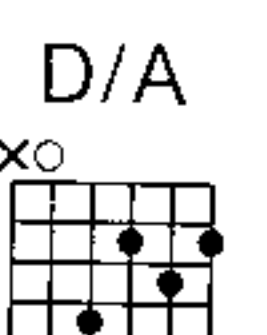
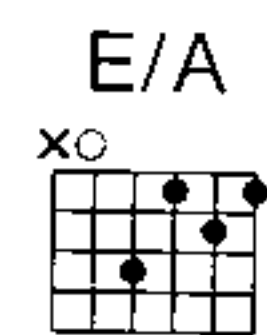
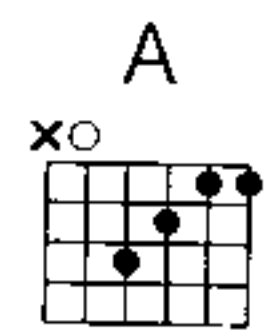
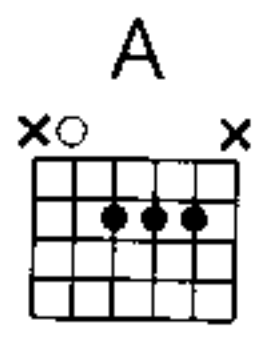
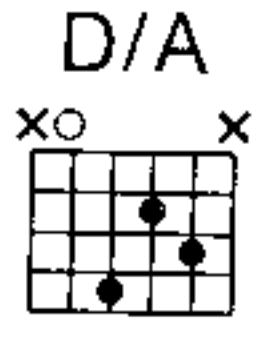
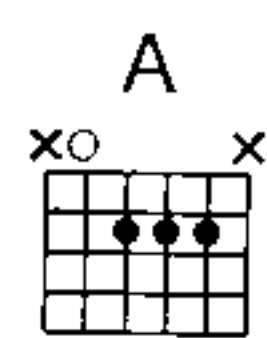
Musical notation for the first system, including treble and bass clefs, a key signature of two sharps, and a 4/4 time signature.

we just want to scream it loud-er and loud-er and loud-er and ...

Musical notation for the second system, including treble and bass clefs.

What the hell we fight -

Musical notation for the third system, including treble and bass clefs.



Musical notation for the fourth system, including treble and bass clefs.

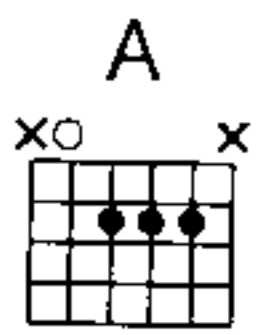
Ah just sur-ren-der and it won't hurt at all. Oh no!

Musical notation for the fifth system, including treble and bass clefs.

- ing for?

Just got time to say

Musical notation for the sixth system, including treble and bass clefs.



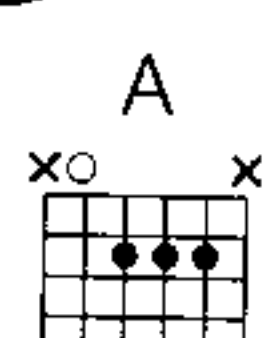
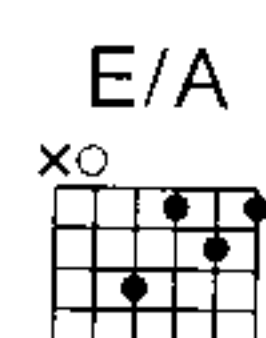
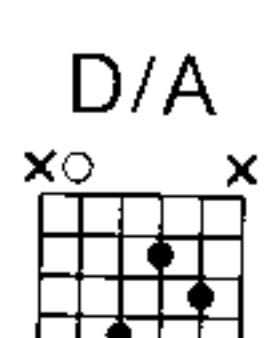
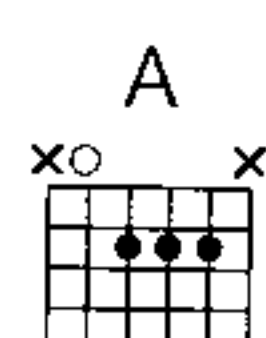
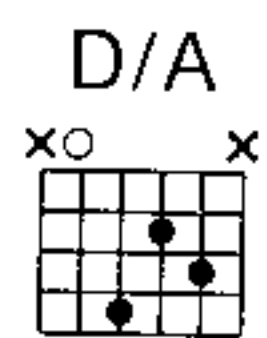
Musical notation for the seventh system, including treble and bass clefs.

Yeah! While you're wait-ing for the ham-mer to, ham-mer to fall.

Musical notation for the eighth system, including treble and bass clefs.

- your prayers.

Musical notation for the ninth system, including treble and bass clefs.



Musical notation for the tenth system, including treble and bass clefs, and a double bar line.

repeat ad lib. to fade