

A FOREST

SMITH/TOLHURST/GALLUP/HARTLEY

$\text{♩} = 155$

guitar 1 N.C.

guitar 1

Abass



Cbass



Fbass



Dbass



guitar 2 (bass arranged for guitar)

Abass



Cbass







Fbass



Dbass







Abass  Cbass  8 fr. Fbass  Dbass  10 fr.

with echo

T 0 0 1 3 0 0 0 0 0
A
B 0 0

Rhythm figure 1

T > > > > > > > > > > >
A 2
B 0





Abass  Cbass  8 fr. Fbass  Dbass  10 fr.

T
A 2
B 0 2 2





end Rhythm figure 1

T > > > > > > > > > > >
A 2
B 0





with Rhythm figure 1 (3 times)

guitar 1 Abass  Cbass  8 fr. Fbass  Dbass  10 fr.

T
A 2 2 1
B 3 2 3 4

Abass  Cbass  8 fr. Fbass  Dbass  10 fr.

1. Come

Abass  Cbass  8 fr. Fbass  Dbass  10 fr.

clos - er and see _____ See in - to the trees

2. See additional lyrics

Abass Cbass 8 fr. Fbass Dbass 10 fr.

Find the girl ___ While you can Come

Abass Cbass 8 fr. Fbass Dbass 10 fr.

clos-er and see ___ See in-to the dark Just

Abass Cbass 8 fr. Fbass Dbass 10 fr.

fol-low your eyes Just fol-low your ___ eyes ___

B 7 fr. C 8 fr. F# 8 fr. C 8 fr.

guitar 3 (synthesizer arranged for guitar)

Rhythm figure 2

T
A 1 2 2
B

guitar 2

Rhythm figure 2a

T
A 4 4 4 4 4 4 4 4 5 5 5 5 5 5 5 5 4 4 4 4 4 4 4 4 5 5 5 5 5 5 5 5
B 2 2 2 2 2 2 2 2 3 3 3 3 3 3 3 3 2 2 2 2 2 2 2 2 3 3 3 3 3 3 3 3

B 7 fr. C 8 fr. F# 8 fr. To Coda ⊕ F 8 fr.

end Rhythm figure 2

T
A 1 2 2
B

end Rhythm figure 2a

T
A 4 4 4 4 4 4 4 4 5 5 5 5 5 5 5 5 4 4 4 4 4 4 4 4 3 3 3 3 3 3 3 3
B 2 2 2 2 2 2 2 2 3 3 3 3 3 3 3 3 2 2 2 2 2 2 2 2 1 1 1 1 1 1 1 1

1., 2., 3. with Rhythm figure 1 (2 times) | 4. D.S. al Coda

Abass Cbass 8 fr. Fbass Dbass 10 fr. Dbass 10 fr.

guitar I 2. 1

Rhythm figure 3 end Rhythm figure 3

T
A
B 0 3 1 5 5

Coda F5 Abass with Rhythm figure 1 (2 times) with Rhythm figure 3 (4 times) Cbass 8 fr. Fbass

In - to the trees _____

Dbass 10 fr. Abass play 4 times (vocal first time only) Cbass 8 fr.

3. Sud - den - ly I stop But I

Fbass Dbass 10 fr. Abass

know it's too late I'm lost in a for - est

Cbass 8 fr. Fbass Dbass 10 fr.

All a - lone _____ The

Abass Cbass 8 fr. Fbass

girl was nev - er there _____ It's al - ways the same _____

Dbass 10 fr. Abass Cbass 8 fr.

I'm run - ning to - wards noth - ing A -

Fbass Dbass 10 fr.

gain and a - gain and a - gain and a - gain and a -

with Rhythm figures 2 and 2a


B  7 fr.


C  8 fr.


with echo on vocals


gain and a - gain and a - gain and a - gain and a - gain...





C  8 fr.

B  7 fr.

C  8 fr.


F#  8 fr.


F  8 fr.




with Rhythm figure 1 (8 times)


Guitar Solo

guitar 1  Abass

 Cbass 8 fr.


 Fbass

with echo throughout



T
A
B


2	0	2	0	1	0	1	0	2
---	---	---	---	---	---	---	---	---

 Dbass 10 fr.

play 8 times (ad lib simile throughout)

 Abass 8 fr.


guitar 2


 Cbass 8 fr.




T
A
B

0	4	0	0	3	3
---	---	---	---	---	---


 Fbass

 Dbass 10 fr.

play 7 times

 Abass

with echo



T
A
B

1	1	0	0	0	0
---	---	---	---	---	---

Additional lyrics

- I hear her voice
Calling my name
The sound is deep
In the dark
I hear her voice
And start to run
Into the trees
Into the trees

BOYS DON'T CRY

SMITH/TOLHURST/DEMPSEY

Fast rock ♩ = 160

guitar 1

A Bm C#m D C#m Bm

5 fr. 4 fr. 3

T	2	3	5	7	7	5	3
A	2	4	6	7	7	6	4
B	0	2	4	5	5	4	2

guitar 1

A Bm C#m

4 fr.

Rhythm figure 1

T	2	2	2	2	2	2	3	3	3	3	3	3	5	5	5	5	5	5	5
A	2	2	2	2	2	2	4	4	4	4	4	4	6	6	6	6	6	6	6
B	0	0	0	0	0	0	2	2	2	2	2	2	4	4	4	4	4	4	4

guitar 2

Rhythm figure 2

T	2	2	2	9	5	2	2	2	3	5	5	5	2	4
A
B

D C#m Bm A Bm

5 fr. 4 fr.

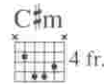
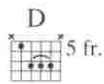
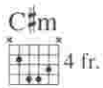
3

end Rhythm figure 1

T	7	7	7	7	7	5	3	2	2	2	2	2	2	2	2	3	3	3	3	3	3
A	7	7	7	7	7	6	4	2	2	2	2	2	2	2	2	4	4	4	4	4	4
B	5	5	5	5	5	4	2	0	0	0	0	0	0	0	0	2	2	2	2	2	2

end Rhythm figure 2

T	5	5	2	5	3	2
A
B



1. I would say I'm sor -

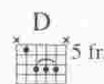
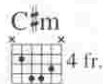
2. See additional lyrics

Rhythm figure 3

5	5	5	5	5	5	5	7	7	7	7	7	5	3	2	2	2	2	2
6	6	6	6	6	6	6	7	7	7	7	7	6	4	2	2	2	2	2
6	6	6	6	6	6	6	7	7	7	7	7	6	4	2	2	2	2	2
4	4	4	4	4	4	4	5	5	5	5	5	4	2	0	0	0	0	0

T
A
B

6



ry If I thought that it would change your mind

end Rhythm figure 3

3	3	3	3	3	5	5	5	5	5	7	7	7	7	7
4	4	4	4	4	6	6	6	6	6	7	7	7	7	7
4	4	4	4	4	6	6	6	6	6	7	7	7	7	7
2	2	2	2	2	4	4	4	4	4	5	5	5	5	5

A
Bm
C#m, 4 fr.

But I know that this time I have said too much Been

T
A
B

2	2	2	2	2	2	3	3	3	3	3	5	5	5	5	5
2	2	2	2	2	2	4	4	4	4	4	6	6	6	6	6
2	2	2	2	2	2	4	4	4	4	4	6	6	6	6	6
0	0	0	0	0	0	2	2	2	2	2	4	4	4	4	4

D 5 fr. C#m 4 fr. Bm

too un - kind I try to Laugh a - bout it

T	7	7	7	7	7	5	5	5	5	5	3	3	3	3	3
A	7	7	7	7	7	6	6	6	6	6	4	4	4	4	4
B	5	5	5	5	5	4	4	4	4	4	2	2	2	2	2

C#m 4 fr. Bm C#m 4 fr.

Cov - er it all up with lies I try to

5	5	5	5	5	3	3	3	3	3	5	5	5	5	5
6	6	6	6	6	4	4	4	4	4	6	6	6	6	6
4	4	4	4	4	2	2	2	2	2	4	4	4	4	4

Bm C#m 4 fr. Bm

Laugh a - bout it Hid - ing the tears in my eyes Cos boys

3	3	3	3	3	5	5	5	5	5	3	3	3	3	3
4	4	4	4	4	6	6	6	6	6	4	4	4	4	4
2	2	2	2	2	4	4	4	4	4	2	2	2	2	2

with Rhythm figures 1 and 2 (2 times)

A Bm C#m 4 fr. D 5 fr. C#m 4 fr. Bm

don't cry

A Bm C#m 4 fr. D 5 fr. C#m 4 fr. Bm

Boys don't cry.

with Rhythm figure 3 (2 times)

A Bm C#m 4 fr.

3. I would tell _ you That I loved _ you. If I thought _ that you _

D 5 fr. A Bm

_ would stay _ But I know _ that it's _ no use _ That

C#m 4 fr. D 5 fr.

you've al - read - y Gone a - way _

E 7 fr. F#m 9 fr. E 7 fr.

Mis - judged your lim - it Pushed _ you too

E 7 fr. F#m 9 fr.



far Took _ you for grant - ed

F#m 9 fr. F#m7 9 fr. F#m 9 fr. E 7 fr. F#m 9 fr.

far Took _ you for grant - ed

F#m 9 fr. F#m7 9 fr. F#m 9 fr. E 7 fr. F#m 9 fr.

far Took _ you for grant - ed

D  5 fr. E  7 fr.

Thought that you need - ed me more more more 4. Now

T 7 7 7 7 7 9 9 9 9 9 9
 A 7 7 7 7 7 9 9 9 9 9 9
 B 5 5 5 5 5 7 7 7 7 7 7

with Rhythm figure 3 (2 times)




A  Bm  C#m  4 fr.

I would do __ most an - y - thing __ To get you back __ by my

D  5 fr. A  Bm 

side But I just __ Keep on laugh - ing







with Rhythm figures 1 and 2 (3 times)

C#m  4 fr. D  5 fr. A 

Hid - ing the tears in my eyes Cos boys

Bm  C#m  4 fr. D  5 fr. C#m  4 fr. Bm  A 



don't cry __ Boys


Bm  C#m  4 fr. D  5 fr. C#m  4 fr. Bm  A 

don't cry

Bm  C#m  4 fr. D  5 fr. C#m  4 fr. Bm 

Boys don't __ cry __

A  Bm 



T 2 2 2 2 2 2 | 3 3 3 3 3 3

A 2 2 2 2 2 2 | 4 4 4 4 4 4






B 0 0 0 0 0 0 | 2 2 2 2 2 2




T 2 2 3 5 | 2 2 3 5

A

B

C#m  4 fr. D  5 fr. C#m  4 fr. Bm  A 



5 5 5 5 5 5 5 5 5 5 5 5 5 3 2

6 6 6 6 6 6 6 6 6 6 6 6 6 4 2

4 4 4 4 4 4 4 4 4 4 4 4 4 4 0



0 0 2 4 | 5 2 5 2 5 3 | 2

Additional lyrics

2. I would break down at your feet
 And beg forgiveness
 Plead with you
 But I know that
 It's too late
 And now there's nothing I can do

So I try to laugh about it
 Cover it all up with lies
 I try to
 Laugh about it
 Hiding the tears in my eyes
 Cos boys don't cry

CHARLOTTE SOMETIMES

SMITH/TOLHURST/GALLUP

♩ = 122

guitar 1 Dsus2

C/E 5 fr.

Csus2

B♭sus2

T 0 1 3 5 | 8 6 5 | 6 5

A 3 3 5 6 | 9 7 5 | 7 5

B 2 | |

Dsus2

C/E 5 fr.

Csus2

B♭sus2

T 0 1 3 5 | 8 6 5 6 | 5 5 3 3 | 1 0

A 3 3 5 6 | 9 7 5 7 | 5 5 3 3 | 2

B | | |

Dsus2

C/E 5 fr.

Csus2

B♭sus2

T 0 1 3 5 | 8 6 5 | 6 5 5

A 3 3 5 6 | 9 7 5 | 7 5 5

B | |

Dsus2

C/E 5 fr.

Csus2

B♭sus2

T 0 1 3 5 | 8 6 5 1 | | 1 0

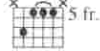
A 3 3 5 6 | 9 7 5 2 | | 0 2

B | | |

Dsus2



C/E



Am



1. All the fac - es All the voic - es blur _

Rhythm figure 1 end Rhythm figure 1

T 0
A 3
B 2

Dsus2



C/E



Am



Change to one _ face Change to one _ voice _

Dsus2



C/E



Am



Pre - pare your - self _ for bed _ The light seems bright _ And glares _

with Rhythm figure 1

Dsus2



C/E



_ on white _ walls _ All the sounds _ of Char - lotte some -

with Rhythm figure 1

Am

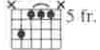


Dsus2



times _ In - to the night _

C/E



Am



_ with Char - lotte some - times _

Dsus2



C/E



Am



vocal 1

2. Night af - ter night ___ she lay ___ a - lone ___ in bed ___

vocal 2

Some-thing strange ___ with Char - lotte some - times ___

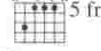
Am



Dsus2



C/E



Her eyes so o - pen to ___ the dark ___

Some-thing strange ___ with Char - lotte some -

Am



Dsus2



___ The streets all looked ___ so strange They seemed so far ___ a - way ___

times ___ Some-thing strange ___

C/E



Am



___ But Char - lotte did ___ not cry ___

___ with Char - lotte some - times ___

Am



F



vocal 1

The peo - ple seemed ___ so close ___



Play - ing their ex - pres - sion - less games ____ The peo - ple seemed ____



____ So close ____ So man - y Oth - er names ____ 3. Some - times I'm



vocal 1

dream - ing ____ Where all the oth - er peo - ple dance ____

4. See additional lyrics

vocal 2

Some-thing strange ____ with Char - lotte some - times ____

guitar 1

T	1	3	0	1	0	3	1	3	2
A	3	2	0						
B	0								



____ Some-times I'm dream-ing ____ Char-lotte some -

Some-thing strange ____ with Char - lotte some -

T	1	3	0	1	0	3	1	3	
A	3	2	0						
B	0								



times _____ Some-times I'm dream - ing _____

times _____ Some-thing strange _____

T 2 3 0 1 1 3 0 1

A 2 3 2 0

B



Ex - pres - sion - less _____ the trance _____ Some - times _____ I'm dream - ing _____

_____ with Char - lotte some - times _____

T 3 1 0 3 3 2

A

B



vocal 1

So many diff - 'rent names _____ Some-times I'm _____



guitar 1

let ring -----4

T 1 3 1 2

A 2 2 2


B 3 0

F  Am 

dream - ing ___ The sounds all stay ___ the same ___

let ring -----4

T 1 1 3 1 2
A 2 2 2 2 0
B 3 3 3 3 0

F 

Some-times I'm dream - ing ___ She hopes to o - pen

T 1 1 1 1 1 1 1 1
A 2 2 2 2 2 2 2 2
B 3 3 3 3 3 3 3 3

Am  F 

shadowed eyes ___ On a diff-erent world ___ Come to me scared ___

let ring -----4

T 3 1 2 1 1 1 1 1
A 2 2 2 2 2 2 2 2
B 0 0 0 0 0 0 0 0

G6 

___ prin - cess ___ Char - lotte some - times... ___

T 1 3 1 0 0 0 0 0
A 4 4 4 4 4 4 4 4
B 5 5 5 5 5 5 5 5

Dm



C/E



Csus2



B \flat sus2



vocal 1



5. Char - lotte some - times cry - ing for ___ her - self ___

vocal 2



Char - lotte some - times ___

Char - lotte some - times ___

guitar 1



Rhythm figure 2

end Rhythm figure 2

T	1	5	6	0	3	1	1	0
A	3	5			0	3	3	
B	0	5	7		3	3	1	

with Rhythm figure 2 (3 times)

Dm



C/E



Csus2




vocal 1



Char - lotte some - times dreams a wall ___ a - round ___ her - self ___

vocal 2



Char - lotte some - times ___

Char - lotte some - times ___

B \flat sus2



Dm



C/E



___ But it's al - ways with love With so much love ___ it looks ___ like



Char - lotte some - times ___

Csus2



B \flat sus2



Dm



EV - 'ry - thing else ___ Of Char - lotte some - times So



Char - lotte some - times ___

Char - lotte some - times ___



far a - way _____ Glass sealed _____ and pret - ty Char - lotte

_____ Char - lotte some - times _____



vocal 1
some - times

vocal 2
Char - lotte some - times _____

guitar 1

T 0
3
A 2
0
B 0

Additional lyrics

4. On that bleak track
(See the sun is gone again)
The tears were pouring down her face
She was crying and crying for a girl
Who died so many years before...

Sometimes I dream
Where all the other people dance
Sometimes I dream
Charlotte sometimes
Sometimes I dream
The sounds all stay the same
Sometimes I'm dreaming
There are so many different names
Sometimes I dream
Sometimes I dream...

CLOSE TO ME

SMITH

♩ = 178
Drum Intro

4

N.C. (B)
guitar 1 (bass arranged for guitar)

Rhythm figure 1

(G#m)

(F#) (E)

with Rhythm figure 1

B (synthesizer arranged for guitar)
guitar 2

F#

Rhythm figure 2

end Rhythm figure 1

B C#m G#m

4 fr. 4 fr.

with Rhythm figures 1 and 2

F# E B F#

guitar 3 (steel drums arranged for guitar)

end Rhythm figure 2 Rhythm figure 3

B C#m G#m

4 fr. 4 fr.

F# E B with Rhythm figures 1, 2, 3 (3 times) F#

vocal 1

1. I've wait - ed hours _ for this _
2. See additional lyrics

vocal 2

Ba ba ba ba ba ba _

end Rhythm figure 3

B C#m G#m

4 fr. 4 fr.




I've made my - self _ so sick _ I wish I'd stayed _ a -

Ba ba ba ba ba ba _ Ba ba ba ba ba ba

F# E B F#




sleep to-day _ I _ nev - er thought _ this day would end _

Ba ba ba Ba ba ba baba ba _

I nev - er thought __ to - night __ could ev - er be _____ This

Ba ba ba ba ba ba _____ Ba ba ba ba ba ba




close to me _____

Ba ba __ ba _____ Ba ba ba ba ba ba _____

guitar 4 (synthesizer arranged for guitar) *Sva.*

Rhythm figure 4



T				19	18	19	16	19	18	19	14
A											
B											

vocal 2




Ba ba ba ba ba ba _____

Sva.

				19	18	19	16	19	18	19	14	

Ba ba ba ba ba ba Ba ba __ ba

Sva.

				14	16	16	16	14	16	16	11	9
											11	

end Rhythm figure 4

Coda

E
vocal 1

But if I had your faith — Then I could make it safe and clean

Rhythm figure 5

Rhythm figure 6

8va

T 12 14 16 14 12 11 12 12 14 16 14 12 11 12

A

B

B

Doo doo doo doo doo da

end Rhythm figure 5

end Rhythm figure 6

T 12 9 11 12 9 11

A

B

with Rhythm figures 5 and 6

E

Oh — if I on - ly was sure — That my

B

head on the door — was a dream... 2

with Rhythm figures 1, 2, 3, 4 (4 times)



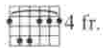
4 fr.

vocal ad lib

guitar 5 (horns arranged for guitar)

Rhythm figure 7

G#m



4 fr.

Trumpet solo (arranged for guitar)

end Rhythm figure 7

with Rhythm figure 7 (3 times)



4 fr.

Doo doo doo doo doo doo

Doo doo doo doo doo doo




G#m



4 fr.



Doo doo doo doo doo doo




E  B  F# 

3. I've wait - ed hours _ for this _





T 9 9 9 9 12 11 10 9 13 12 11 10 11 10 9

A




B

B  C#m  G#m 


I've made my - self _ so sick _ I wish I'd stayed _ a -

F#  E  B  F# 

sleep to - day _ I nev - er thought _ this day would end _

B  C#m  G#m 

_ I nev - er thought _ to - night _ could ev - er be _

F# 

This close to me _

with Rhythm figures 5 and 6 (2 times)

E 

But if I had your face _ Then I could make it safe and clean _

guitar 5

Rhythm figure 8

T 7 7 7 7 5 4 4 7 7 7 7 5 4 4

A

B

B

Oh, _____

end Rhythm figure 8

T
A
B

with Rhythm figure 8

E

if on- ly I was sure ___ That my head on the door _ Was a dream...

B

Ahh _____

with Rhythm figure 1, 2, 3, 4 (4 times)

B vocal, trumpet, and saxophone ad lib

F#

B

C#m 4 fr.

G#m 4 fr.

F#

E play 4 times

T
A
B

Additional lyrics

2. Just try to see in the dark
 Just try to make it work
 To feel the fear before you're here
I make the shapes come much too close
 I pull my eyes out
 Hold my breath
 And wait until I shake

IN BETWEEN DAYS

SMITH

$\text{♩} = 144$

Drum Intro

N.C. (A)
guitar 2

(D)

T
A 2 2 2 2 2 2
B 1

(A)

(D)

(A)

(D)

T
A 2 2 2 2 2 4
B

T
A 2 2 2 2 2
B

T
A 2 2 2 2 2 2
B

(A)

(D)

T
A 1 2
B

T 3 3 3
A 3 2 2
B 3 3 3

T 3
A 2 2 1
B 2

A



Asus4



Dmaj9(no3)



guitar 1

T
A
B

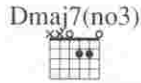
T 2 2 2 2 2 2 3 3 0 0 0 0 0 0 0 0 0 0 X X
A 2 2 2 2 2 2 2 2 2 2 2 2 2 2 2 2 2 2 X X
B 0 0 0 0 0 0 0 0 0 0 0 0 0 0 0 0 0 0 X X

guitar 2

Rhythm figure 2

T
A
B

T 2 2 2 2 2 2 2 3 3 2 2 2 2 2 2 2 2 2
A
B 2 2



Musical notation for guitar 1, measures 1-8. Treble clef, key signature of three sharps (F#, C#, G#). The notation shows a series of chords and melodic lines. The guitar 1 part consists of a series of chords and melodic lines.

T	2	2	2	2	2	2	3	3	0	0	0	0	0	0	0	0	0	0	0	X	X	
A	2	2	2	2	2	2	2	2	2	2	2	2	2	2	2	2	2	2	2	2	X	X
B	0	0	0	0	0	0	0	0	0	0	0	0	0	0	0	0	0	0	0	0	X	X

Musical notation for guitar 2, measures 1-8. Treble clef, key signature of three sharps. The notation shows a series of chords and melodic lines. The guitar 2 part consists of a series of chords and melodic lines.

T	>	>	>	>	>	>	>	>	>	>	>	>	>	>	>	>	>	>	>	>	>	>
A	2	2	2	2	2	2	3	3	2	2	2	2	2	2	2	2	2	2	2	2	2	2
B																					2	2

end Rhythm figure 2



Musical notation for guitar 1, measures 9-16. Treble clef, key signature of three sharps. The notation shows a series of chords and melodic lines. The guitar 1 part consists of a series of chords and melodic lines.

T	2	2	2	2	2	2	2	0	0	0	0	0	0	0	0	0	0	0	0	0	X	X
A	4	4	4	4	4	4	4	1	1	1	1	1	1	1	1	1	1	1	1	1	X	X
B	2	2	2	2	2	2	2	2	2	2	2	2	2	2	2	2	2	2	2	2	X	X

Musical notation for guitar 2, measures 9-16. Treble clef, key signature of three sharps. The notation shows a series of chords and melodic lines. The guitar 2 part consists of a series of chords and melodic lines.

T	2	0																			2	2
A			4					4													2	
B			4		2			4													2	2



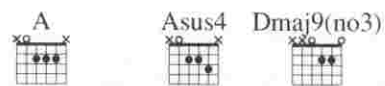
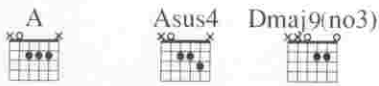
Musical notation for guitar 1, measures 17-24. Treble clef, key signature of three sharps. The notation shows a series of chords and melodic lines. The guitar 1 part consists of a series of chords and melodic lines.

T	2	2	2	2	2	2	2	2	0	0	0	0	0	0	0	0	0	0	0	0	0	X	X
A	4	4	4	4	4	4	4	4	1	1	1	1	1	1	1	1	1	1	1	1	1	X	X
B	2	2	2	2	2	2	2	2	2	2	2	2	2	2	2	2	2	2	2	2	2	X	X

Musical notation for guitar 2, measures 17-24. Treble clef, key signature of three sharps. The notation shows a series of chords and melodic lines. The guitar 2 part consists of a series of chords and melodic lines.

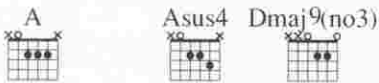
T	2	0																			7	9
A			4		2			4													4	1
B			4		2			4													2	4

guitar 3



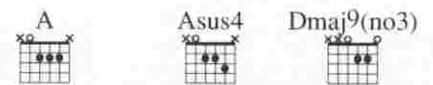
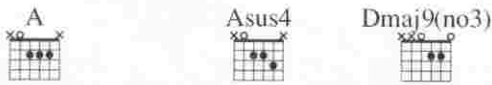
(keyboard arranged for guitar)

Rhythm figure 4

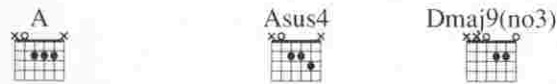


end Rhythm figure 4


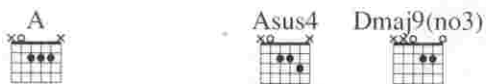
with Rhythm figure 1 (4 times)



1. Yes - ter - day ___ I got ___ so old ___ I felt like I ___ could die ___
 2. See additional lyrics



Yes - ter - day ___ I got ___ so old ___ It



made me want to cry ___ Go on ___ go on ___ Just walk ___

A Asus4 Dmaj9(no3)

a - way Go on go on Your choice is made Go on

A Asus4 Dmaj9(no3) A Asus4 Dmaj9(no3)

go on And dis - ap - pear Go on go on A - way

with Rhythm figure 3

Bm E

from here And I know I was wrong When I said it was true That it

Bm E

could - nt be me and be her In - be - tween with - out

with Rhythm figure 1 (2 times)
with Rhythm figure 4

A Asus4 Dmaj9(no3) A Asus4 Dmaj9(no3)

you with - out you (second time) With - out

A Asus4 Dmaj9(no3) A Asus4 Dmaj9(no3)

you With - out you

with Rhythm figure 1 (4 times)

A Asus4 Dmaj9(no3) A Asus4 Dmaj9(no3)

guitar 3

7 9 7 9 12 10 7 9 7 9 7 9 5 5 7 9

T
A
B

A Asus4 Dmaj9(no3)

T 7 9 7 9 12 10 7 9

A

B

A Asus4 Dmaj9(no3)

T 7 9 7 9 5 5

A

B

With - out

A Asus4 Dmaj9(no3) A Asus4 Dmaj9(no3)

T 12 10 12 10 12 17 16 17 15 10 12 12 14 10 12 12 14 10 12 12 14

A

B

you With - out you

A Asus4 Dmaj9(no3)

T 9 9 10 12 10 12 10 12 17 16 17 15 10 12 12 14

A

B

With - out you With - out

A  Asus4  Dmaj9(no3) 

you _____

guitar 1



T	2	2	2	2	2	2	3	3	0
A	2	2	2	2	2	2	2	2	2
B	0	0	0	0	0	0	0	0	0

guitar 3



T		10	12		10	12	
A		12	14		12	14	
B							

Additional lyrics

2. Yesterday I got so scared
 I shivered like a child
 Yesterday away from you
 It froze me deep inside
 Come back come back
 Don't walk away
 Come back come back
 Come back today
 Come back come back
 Why can't you see
 Come back come back
 Come back to me

JUMPING SOMEONE ELSE'S TRAIN

SMITH/TOLHURST/DEMPSEY

♩ = 174

E7(no3)



F#m



A



D



guitar 1

Rhythm figure 1

T	2	2	0	7	7	7	7	7	7	7	7	7	7	7	7	7	7	7	7
A	2	2	2	2	2	2	2	2	2	2	2	2	2	2	2	2	2	2	2
B	0	0	0	0	0	0	0	0	0	0	0	0	0	0	0	0	0	0	0
	2	2	2	2	2	2	2	2	2	2	2	2	2	2	2	2	2	2	2
	4	4	4	4	4	4	4	4	4	4	4	4	4	4	4	4	4	4	4
	4	4	4	4	4	4	4	4	4	4	4	4	4	4	4	4	4	4	4
	0	0	0	0	0	0	0	0	0	0	0	0	0	0	0	0	0	0	0

F#m



A



D



F#m



A



guitar 1

T	2	2	0	7	7	7	7	7	7	7	7	7	7	7	7	7	7	7	7
A	2	2	2	2	2	2	2	2	2	2	2	2	2	2	2	2	2	2	2
B	4	4	4	0	0	0	0	5	5	5	5	5	5	5	5	5	5	5	5
	2	2	2	2	2	2	2	2	2	2	2	2	2	2	2	2	2	2	2
	4	4	4	0	0	0	0	5	5	5	5	5	5	5	5	5	5	5	5
	4	4	4	0	0	0	0	5	5	5	5	5	5	5	5	5	5	5	5
	0	0	0	0	0	0	0	0	0	0	0	0	0	0	0	0	0	0	0

guitar 2

(F#m)

T	2	2	2	2	2	2	2	2	2	2	2	2	2	2	2	2	2	2	2
A	2	2	2	2	2	2	2	2	2	2	2	2	2	2	2	2	2	2	2
B	4	4	4	4	4	4	4	4	4	4	4	4	4	4	4	4	4	4	4
	2	2	2	2	2	2	2	2	2	2	2	2	2	2	2	2	2	2	2

D



C#m



end Rhythm figure 1

T	7	7	7	7	7	7	7	7	7	7	7	7	7	7	7	7	7	7	7
A	7	7	7	7	7	7	7	7	7	7	7	7	7	7	7	7	7	7	7
B	5	5	5	5	5	5	5	5	5	5	5	5	5	5	5	5	5	5	5
	4	4	4	4	4	4	4	4	4	4	4	4	4	4	4	4	4	4	4
	4	4	4	4	4	4	4	4	4	4	4	4	4	4	4	4	4	4	4
	4	4	4	4	4	4	4	4	4	4	4	4	4	4	4	4	4	4	4
	0	0	0	0	0	0	0	0	0	0	0	0	0	0	0	0	0	0	0

T	2	2	2	2	2	2	2	2	2	2	2	2	2	2	2	2	2	2	2
A	2	2	2	2	2	2	2	2	2	2	2	2	2	2	2	2	2	2	2
B	4	4	4	4	4	4	4	4	4	4	4	4	4	4	4	4	4	4	4
	2	2	2	2	2	2	2	2	2	2	2	2	2	2	2	2	2	2	2

with Rhythm figure 1 (2 times)

guitar 2

1. Don't say what you mean — You might spoil your face — If you walk in the crowd
 2. See additional lyrics

guitar 1

A 12 fr. D 5 fr. C#m 4 fr. To Coda ⊕

— You won't leave any trace — It's always the same — You're jumping some —

end Rhythm figure 2

T	14	14	14	14	14	7	7	7	7	7	4	4	4	4	4
A	14	14	14	14	14	7	7	7	7	7	6	6	6	6	6
B	14	14	14	14	14	7	7	7	7	7	6	6	6	6	6
	12	12	12	12	12	5	5	5	5	5	4	4	4	4	4

with Rhythm figure 1

F#m A D 5 fr. F#m A D 5 fr.

one else's train

guitar 2

	2	4	2	4	2	0	4	2	5	5	5	5	5	5
									7	7	7	7	7	7
									5	5	5	5	5	5

F#m A D 5 fr. C#m 4 fr. D.S. al Coda

T	2	4	2	4	2	0	9	9	9	9	9
A							9	9	9	9	9
B							11	11	11	11	11

With Rhythm figure 1

Coda ⊕ F#m A D 5 fr. F#m A

one else's train

D 5 fr. F#m A D 5 fr. C#m 4 fr.

D 5 fr. **E** 7 fr. **Fm** 8 fr.

If you pick up on it quick _ You cansay you were there

guitar 1

T	7	7	7	7	7	7	7	9	9	9	9	9	9	9	9	9
A	7	7	7	7	7	7	7	9	9	9	9	9	9	9	9	9
B	5	5	5	5	5	5	5	7	7	7	7	7	7	7	7	7

F#m 9 fr. **D** 5 fr. **E** 7 fr. **Fm** 8 fr.

_ A - gain and a - gain and a - gain You're jump - ing some-one _

10	10	10	10	10	10	10	10	7	7	7	7	7	7	9	9	9	9	9	9
11	11	11	11	11	11	11	11	7	7	7	7	7	7	9	9	9	9	9	9
11	11	11	11	11	11	11	11	7	7	7	7	7	7	9	9	9	10	10	10
9	9	9	9	9	9	9	9	5	5	5	5	5	5	7	7	7	8	8	8

with Rhythm figure 1 (2 times)

F#m 9 fr. **A** **D** 5 fr. **F#m** **A** **D** 5 fr. **E** 7 fr.

_ el - se's _ train _

guitar 2

2	4	2	4	2	0	4	2	5	5	5
								5	5	5
								7	7	7
								7	7	7
								5	5	5

F#m **A** **D** 5 fr. **C#m** 4 fr.

T	2	4	2	4	2	0	9	9	9
A							9	9	9
B							9	9	9

with Rhythm figure 2

guitar 1

F#m E

fi - n'ly all the same Cos ev - ery-one's jump - ing Ev -

T	2	2	2	2	2	2	0	0	0	0	0	0	0	0	0	0
A	2	2	2	2	2	2	1	1	1	1	1	1	1	1	1	1
B	4	4	4	4	4	4	2	2	2	2	2	2	2	2	2	2
	2	2	2	2	2	2	0	0	0	0	0	0	0	0	0	0

with Rhythm figure 1 (2 times)

F#m A D (5 fr.) F#m A D (5 fr.)

ery - bod - y el - se's train

F#m A D (5 fr.) C#m (4 fr.)

F#m A D (5 fr.) F#m A D (5 fr.)

Jump - ing some - one el - se's train

Jump - ing someone el - se's train

guitar 2

T	2						5	5		
A		4	2			4	2	0		5
B						4		2		7
										7
										5

F#m A D (5 fr.) C#m (9 fr.)

Jump - ing some - one el - se's train

Drum solo

8

guitar 1

F#m

Dsus2 5 fr.

T
A
B

2 2 4 2 2 4 2 | 5 5 4 5 5 4 5

F#m

Dsus2 5 fr.

T
A
B

2 2 4 2 2 4 2 | 5 5 4 5 5 4 5

F#m

Dsus2 5 fr.

F#m

Dsus2 5 fr. *repeat and fade*

Jump - ing ___ some - one el - se's ___ train _____

guitar 1

guitar 2

T
A
B

2 2 4 2 2 4 2 | 5 5 4 5 5 4 5 | 2 2 4 2 2 4 2 | 5 5 4 5 5 4 5

T
A
B

2 | 4 2 | 2 |

Additional lyrics

2. It won't take you long
To learn the new smile
You have to adapt
Or you'll be out of style
It's always the same
You're jumping someone else's train

KILLING AN ARAB

SMITH/TOLHURST/DEMPSEY

guitar 2

Em

T
A
B

A tempo ♩ = 162

N.C.

T
A
B



guitar 1 (bass arranged for guitar)

Rhythm figure 1

end Rhythm figure 1

T
A
B

guitar 2

T
A
B

Musical score for guitar and voice. The top system shows a vocal line in treble clef with a key signature of one sharp (F#) and a 4/4 time signature. Below it are three guitar staves (T, A, B) with fret numbers. The bottom system shows another vocal line and guitar staves with fret numbers.

with Rhythm figure 1 (2 times)

1. Stand - ing on the beach With a gun in my hand ___ Star - ing at the sea ___
 2. See additional lyrics

guitar 2

Musical score for guitar and voice. The top system shows a vocal line with lyrics. Below it are three guitar staves. The second system shows a guitar line with a '7' fret marker and a diamond-shaped fret diagram.

Star - ing at the sand Star - ing down the bar - rel At the Ar - ab on the ground
 See his o - pen mouth But I hear no sound ___ I'm a - live ___

Em7/D
 xx0012 fr.

Musical score for guitar and voice. The top system shows a vocal line with lyrics. Below it are three guitar staves. The second system shows a guitar line with a diamond-shaped fret diagram for Em7/D.

I'm dead I'm the

guitar 1

Rhythm figure 2 end Rhythm figure 2

Musical score for guitar and voice. The top system shows a vocal line with lyrics. Below it are three guitar staves. The second system shows a guitar line with a diamond-shaped fret diagram and the text 'Rhythm figure 2'.

guitar 2

N.H.
 Rhythm figure 2a end Rhythm figure 2a

Musical score for guitar and voice. The top system shows a guitar line with a diamond-shaped fret diagram and the text 'Rhythm figure 2a'. Below it are three guitar staves.

with Rhythm figure 1



stran - ger Kill - ing an Ar - ab 2.1 can

1.

2 with Rhythm figure 1 (2 times)

guitar 2

T 6 7 6 3 | 6 3 2 3 2 0 2 0 | 4 0 4 1 4 1 4 1

A

B

T 4 2 4 2 0 2 0 4 | 5 4 2 4 2 1 2 1 | 2 4 2 4 5 2 0 2

A

B

with Rhythm figures 2 and 2a

Em7/D



T 4 2 4 1 4 1 4 1 | 4 0 4 0 2 3 2 3 | 2 3 2 0 2 0 4 0 | 2 2 4 2 4

A

B

T 5 4 5 4 5 4 5 4 | 5 4 2 4 5 4 5 4 | 5 4 5 4 5 4 5 2

A

B

with Rhythm figure 1



T 3 2 3 2 0 2 | 0 4 0 4 1 4 1 | 0

A

B

with Rhythm figure 1 (2 times)

3. Feel the steel butt jump Smooth in my hand _____ Star - ing at the sea

Star - ing at the sand Star - ing at my - self Re -

flect - ed in the eyes of the dead man on the beach.

with Rhythm figures 2 and 2a

Em7/D

 12 fr.

Dead man On the beach I'm a - live _____ I'm _____ dead

with Rhythm figure 1 (3 times)

I'm the stran - ger Kill - ing an Ar - ab

guitar 2

T 6 7 6 3 2 3 2 0

A

B

T 2 5 4 5 2 3 2 0 2 0 0 4 0 4 1 4

A

B

T 1 0 1 0 2 0

A

B

guitar 1 N.C.

guitar 1

Em

guitar 2

Additional lyrics

2. I can turn
 And walk away
 Or I can fire the gun
 Staring at the sky
 Staring at the sun
 Whichever I choose
 It amounts to the same
 Absolutely nothing
 I'm alive
 I'm dead
 I'm the stranger
 Killing an Arab

LET'S GO TO BED

SMITH/TOLHURST

♩ = 130

Doo doo doo doo ___ Doo doo doo doo ___ Doo doo doo doo _

guitar 1 (bass arranged for guitar)

Rhythm figure 1

T																												
A		5			8				10			3	0			5			8									
B	3	3		3	3	6	6		6	6		8	8		1		1		3	3		3	3	6	6		6	6

with Rhythm figure 1 (4 times)

___ Doo doo doo 1. Let me take your hand ___ I'm shak - ing like
2. See additional lyrics

end Rhythm figure 1

T																			
A								10				3	0						
B	8	8						1		1									

milk Turn - ing Turn - ing blue ___ All o - ver the win -

dows and the ___ floors Fires ___ out - side in the sky ___

___ Look as per - fect as cats ___ The two of us ___ to - geth -

F5 8 fr. Bb5 C5 Eb5 6 fr. F5 8 fr. Bb5

- er a - gain ___ But it's just the same ___ A stu - pid game ___ But

F5 8 fr. G5 10 fr. Eb5 6 fr.

I don't care ___ if you ___ don't And I don't feel ___ if you ___

guitar 2

T
A x x 5 x x x x x 5 x x x 3 x x x x x 3 x x x 3 x x x x x 3
B

F5 8 fr. G5 10 fr. Ab5 11 fr.

___ don't And I ___ don't want it if you ___ don't ___ And

T
A x x x 1 x x x x x 1 x x x 3 x x x x x 3 x x x 5 x x x x x 5
B 6 6

Bb5 13 fr.

I won't say it if you won't say it first

D. C. at Fine

T
A x x 7 x x x x x 7 8 8 8 8 8
B 10 10 10 10 10

C5 Bb5 Ab5 4 fr. Bb5 C5 Bb5

___ Doo doo doo doo ___ Doo doo doo ___ Doo doo doo ___

guitar 1

T
A 5 3 6 3 1 1 5 3
B 3 3 3 3 1 1 4 4 1 3 1 1 3 3 3 3 1 1 1 1

Doo doo doo doo doo doo doo doo doo doo doo doo

T: | | | | | | |
 A: | 6 | 3 1 1 | 5 | 3 | 6 | 3 1 1 |
 B: | 4 4 | 1 | 3 3 1 1 | 3 3 | 3 3 1 1 | 1 1 | 4 4 | 6 | 1 3 1 1 |

Doo doo doo doo doo doo doo doo doo doo doo doo doo doo doo doo

3. You can't e - ven see

Rhythm figure 2

T: | | | | | | |
 A: | 5 | 6 | 3 | 4 | 5 | 8 |
 B: | 3 3 | 3 3 4 4 | 4 4 | 1 1 | 1 1 2 2 | 2 2 | 3 3 | 3 3 6 6 | 6 6 |

now So you ask me the way You

guitar 1

end Rhythm figure 2

T: | | | | | | |
 A: | 10 | 3 0 | 5 | 3 0 | 5 | 3 0 |
 B: | 8 8 | 1 1 | 3 3 | 1 1 | 3 3 | 1 1 |

guitar 3 (keyboards arranged for guitar)

T: | | | | | | |
 A: | | | | | | |
 B: | | | | | | |

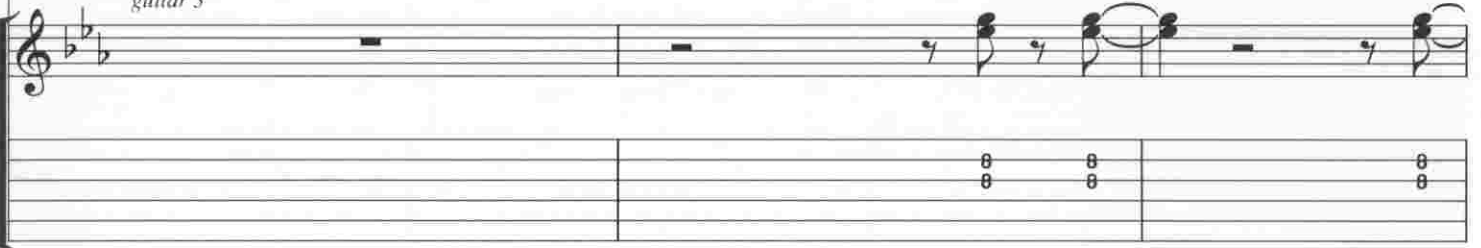


with Rhythm figure 2 (3 times)




won - der if it's real Be - cause it could - n't be rain _


guitar 3



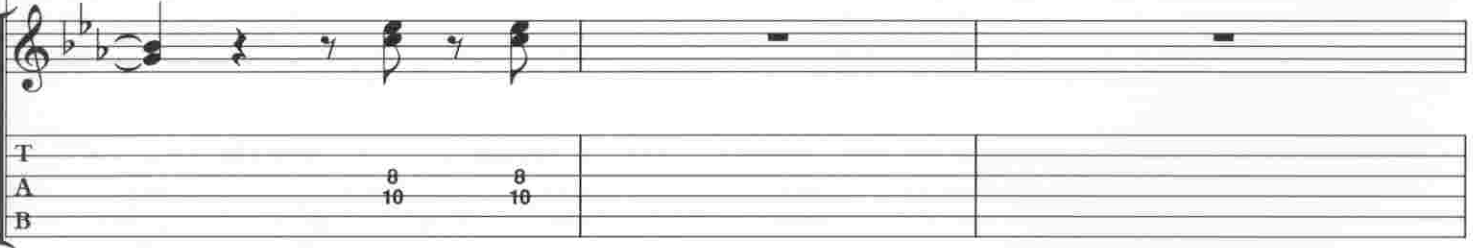
Through the right door - way And in - to the white _ room _



6 fr.



It used to be the dust that would



lay here When I come here a - lone _

But





I don't care ___ if you ___ don't And I don't feel ___ if you ___

guitar 2

Guitar 2 staff with tablature: 8 8 10 10 8 8

guitar 3

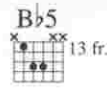
Guitar 3 staff with tablature: 11 9 8



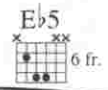
___ don't And I don't want it if you ___ don't And

guitar 2

Guitar 2 staff with tablature: 7 7 5 5 3 3









with Rhythm figure 1 (4 times)



I won't play it if you won't play it first


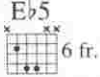



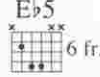
guitar 4

Guitar 4 staff with tablature: 5 5 7 7 9 8 6 8 4 6 5 3 5 1

Let's go to bed

4	7	8	5	5	4	6	4	8	5	8	7
1	5	6	3	3	1	3	1	5	3	6	5

Oh Let's go to bed

9	8	6	8	4	4	7	8	5	5	4	6	4	8
6	5	3	5	1	1	5	6	3	3	1	3	1	5










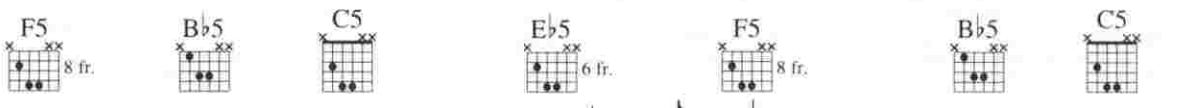

Doo doo doo doo Doo doo doo


5	8	7	3	3	3		
3	6	5	5	5			














Additional lyrics

2. You think you're tired now
 But wait until three
 Laughing at the Christmas lights
 You remember from December
 All of this then back again
 Another girl
 Another name
 Stay alive but stay the same
 It's just the same
 A stupid game

But I don't care if you don't
 And I don't feel if you don't
 And I don't want it if you don't
 And I won't play it
 If you won't play it first

PRIMARY

SMITH/TOLHURST/GALLUP

♩ = 160

guitar 1

E5 A5

Rhythm figure 1

T
A
B

D5 E5 A5 D A

play 4 times

end Rhythm figure 1

T
A
B

E5 A5 E5 D A

guitar 1

Rhythm figure 2

end Rhythm figure 2

T
A
B

E5 A5 E5 D A

guitar 2


Rhythm figure 2a

end Rhythm figure 2a

T
A
B

COPYRIGHT 1981 FICTION SONGS


with Rhythm figures 2 and 2a



with Rhythm figure 2 (4 times)



1. The



with Rhythm figure 1 (2 times)



with Rhythm figure 2 (6 times)

E5 A5 E5 D A

T
A 2 2 2 4 4 4 4 4 4
B 2 2 2 2 2 2 2 2 2

E5 A5 E5 D A

T
A 2 2 2 4 4 4 4 4 4
B 2 2 2 2 2 2 2 2 2

2. The
3. See additional lyrics

E5 A5 E5

ver - y first time I saw your face I thought of a song And

D A E5 A5 E5 D A

quick-ly changed the tune The




E5 A5 E5

ver - y first time I touched your skin I thought of a sto - ry And

To Coda

D A E5 A5 E5 D A





rushed to reach the end Too soon

C5  D5  5 fr. C5 

Oh re - mem - ber Oh






guitar 1

T			
A	5 5 5 5 5 5 5 5	7 7 7 7 7 7 7 7	5 5 5 5 5 5 5 5
B	3 3 3 3 3 3 3 3	5 5 5 5 5 5 5 5	3 3 3 3 3 3 3 3



D5  5 fr. E5  A5  D5  5 fr.

please Don't change

T			
A	7 7 7 7 7 7 7 7	2 2 2 2 2 2 2 2	2 2 2 2 2 2 2 2
B	5 5 5 5 5 5 5 5	0 0 0 0 0 0 0 0	0 0 0 0 0 0 0 0

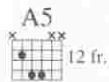
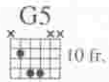
E5  D  A  E5  A5 

T		3 3 3 2	
A		2 2 2 2	
B	2 2 2 2 2 2 2 2	0 0 0 0 0 0 0 0	2 2 2 2 2 2 2 2
			0 0 0 0

D5  5 fr. E5  D  A  *D.S. al Coda*

T			
A	2 2 2 2 2 2 2 2		3 3 3 2
B	0 0 0 0 0 0 0 0	2 2 2 2 2 2 2 2	2 2 2 2
			0 0 0 0

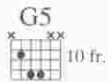
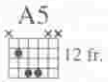
Coda



guitar 1

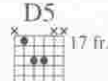
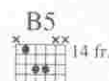
So they close to geth - er Dressed in

T			
A	12 12 12 12 12 12 12 12	14 14 14 14 14 14 14 14	12 12 12 12 12 12 12 12
B	10 10 10 10 10 10 10 10	12 12 12 12 12 12 12 12	10 10 10 10 10 10 10 10



red and yel - low In - no - cent for - ev - er

T			
A	14 14 14 14 14 14 14 14	12 12 12 12 12 12 12 12	14 14 14 14 14 14 14 14
B	12 12 12 12 12 12 12 12	10 10 10 10 10 10 10 10	12 12 12 12 12 12 12 12



Sleep - ing chil - dren in their blue soft rooms Still dream

8va

T			
A	10 10 10 10 10 10 10 10	10 10 10 10 17 17 17 17	16 16 16 16 16 16 16 16
B	8 8 8 8 8 8 8 8	8 8 8 8 15 15 15 15	14 14 14 14 14 14 14 14

with Rhythm figure 1

E5 A5 D5 5 fr. E5

1. D A 2. D A

guitar 2

Rhythm figure 3 end Rhythm figure 3-----4

T
A
B

with Rhythm figures 1 and 3 (2 times)

E5 A5 D5 E5

fur - ther we go And old - er we grow The more we know _ The less

with Rhythm figure 2 (4 times)

D A E5 A5

we show _

T
A
B

E5 D A E5

play 4 times guitars 1 and 2

T
A
B

Additional lyrics

3. And so the fall came
 Thirteen years
 A shining ring
 And how I could forget your name
 The air no longer in my throat
 Another perfect lie is choked
 But it always feels the same

THE CATERPILLAR

SMITH/TOLHURST

♩ = 122

sound effects for
approximately
30 seconds



Do *oo* doo *oo* doo Do *oo* doo

guitar 1

Rhythm figure 1

T	3	3	3	3	5	7	7	2	2	2	2	0	0	0	0	2
A	3	3	3	3	3	5	5	3	3	3	3	3	3	3	3	3
B	0	0	0	0	0	0	0	0	0



Do *oo* doo *oo* doo Do

end Rhythm figure 1

T	3	3	3	3	5	7	7	7	7	7	7	5	5	5	5	7
A	3	3	3	3	3	5	5	7	7	7	7	7	7	7	7	7
B	5	5	5	5	5	5	5	5	5

COPYRIGHT 1984 FICTION SONGS

with Rhythm figure 1 (2 times)



1. Flick - a flick - a flick - a flick - a flick - a flick - a flick - a flick - a Here you are _____
 2. See additional lyrics



Cat - a cat - a cat - a cat - a cat - a cat - a cat - a Cat - er - pil - lar girl



Flow - ing in And fill - ing up my hope - less heart _____ Oh



nev - er nev - er go _____ Oh fill



dust my lem - on lies _____ With


guitar 1



Rhythm figure 2

T	2	2	2	2	2	2	2	2	2	2	2	2	2	2	2	2	2	2	2
A	3	3	3	3	3	3	3	3	3	3	3	3	3	3	3	3	3	3	3
B	4	4	4	4	4	4	4	4	4	4	4	4	4	4	4	4	4	4	4

guitar 2



Rhythm figure 3

T	2	3	0	0
A				
B				

F# Bm

pow - der pink _____ and sweet _____ The

end Rhythm figure 2

end Rhythm figure 3

T 2 3 0 2

A

B

F# Bm F# Bm

with Rhythm figures 2 and 3

day 1 stop__ is the day__ you change_ And fly a-way__ from me _____

guitar 1

F#7sus4/G F#7sus4

let ring ----- let ring -----

play 4 times

T

A

B

with Rhythm figure 1 (4 times)

G5/D D5 E5 D Dsus2 D G5/D D5 E5 D

Doo doo ___ doo doo Doo ___ doo Doo doo ___ doo Doo

(second time) 3. Oh

Flick -a flick -a flick -a flick -a flick -a flick -a flick -a Here you are__

G5/D D5 E5 D Dsus2 D

G5/D D5 E5 D Dsus2 D

Cat - a cat - a cat - a cat - a cat - a cat - a cat - a Cat - er - pil - lar girl

G5/D D5 E5 D Dsus2 D G5/D D5 E5

Flow - ing in and fill - ing up my hope - less heart _ Oh nev - er nev - er go _

D Dsus2 D F# Bm

Oh I'll dust my lem - on lies _ With

F# Bm F#

pow - der pink _ and sweet _ Day 1 stop _ is the day _

Bm F# Bm

_ you change _ Fly a - way _ a - way _

with Rhythm figure 1 (4 times)

vocal ad lib throughout

G5/D D5 E5 D Dsus2 D G5/D D5 E5

from _ me _ Doo doo _ doo

(Doo doo _ doo Doo doo _ doo)

guitars 2

T	3 3 3 3 5	7 7	2 2 2 2 0 0 0 0 2	3 3 3 3 5	7 7
A	3 3 3 3 3	8 8	3 3 3 3 3 3 3 3 3	3 3 3 3 3	8 8
B	4 4 4 4 4	7 7	2 2 2 2 2 2 2 2 2	4 4 4 4 4	7 7
B	5 5 5 5 5	9 9	0 0 0 0 0 0 0 0 0	5 5 5 5 5	9 9

T	2	2	2	2	0	0	0	2	3	3	3	3	5	7	7	2	2	2	2	0	0	0	0	2
A	2	2	2	2	2	2	2	2	3	3	3	3	3	8	8	3	3	3	3	2	2	2	2	3
B	0	0	0	0	0	0	0	0	5	5	5	5	5	9	9	0	0	0	0	0	0	0	0	0

T	3	5	5	5	7	9	9	9	9	10	10	12	3
A	4	4	3	3	8	7	7	7	7	7	7	10	3
B	5	5	4	4	7	7	7	7	7	7	7	11	3
B	5	5	5	5	9	7	7	7	7	7	7	12	3

Additional lyrics

- You flicker
 And you're beautiful
 You glow inside my head
 You hold me hypnotized
 I'm mesmerized
 Your flames
 The flames that kiss me dead

THE HANGING GARDEN

SMITH/TOLHURST/GALLUP

$\text{♩} = 136$
Drum intro

D5
x . . . x x 5 fr.
guitar 1

4/4

T
A 7
B 5

C5 G5 A5 5 fr.

with flanger
Rhythm figure 1

T
A 7 7 7 7 7 7 7 7 7 7 7 7 7 7 7 7 9 9 9
B 5 5 5 5 5 5 5 5 5 5 5 5 5 5 5 5 7 7 7

D5 5 fr. C5

end Rhythm figure 1

T
A 7 7 7 7 7 7 7 7 7 7 7 7 7 7 7 7 5 5 5 5 5 5 5 5 5 5 5 5 5
B 5 5 5 5 5 5 5 5 5 5 5 5 5 5 5 5 3 3 3 3 3 3 3 3 3 3 3 3 3

with Rhythm figure 1

guitar 2 D5 5 fr. C5 G5 A5 5 fr. D5 5 fr. C5

T 1 1 1 1 1 1 1 0 0 2 1 1 1 1 1 0 0 2
A
B

D5 5 fr. C5 G5 A5 5 fr.

I. Crea - tures kiss - ing in the rain

guitar 1

with flanger
Rhythm figure 2

T																		
A	7	7	7	7	7	7	7	7	7	7	7	7	7	7	9	9	9	
B	5	5	5	5	5	5	5	5	5	5	5	5	5	5	5	7	7	7

D5 5 fr. F5 G5

end Rhythm figure 2

T																		
A	7	7	7	7	7	7	7	7	7	7	7	7	7	7	9	9	9	
B	5	5	5	5	5	5	5	5	5	5	5	5	5	5	5	7	7	7

with Rhythm figure 2 (3 times)

D5 5 fr. C5 G5 A5 5 fr. D5 5 fr.

Shape - less in the dark a - gain

F5 G5 D5 5 fr. C5 G5 A5 5 fr.


In the hang - ing gar - den Please don't speak

D5 5 fr. F5 G5 D5 5 fr.

In the hang - ing gar - den No -


C5 G5 A5 5 fr. D5 5 fr. F5 G5

one sleeps

D5
 5 fr.
 guitar 1

C5


Rhythm figure 3 end Rhythm figure 3



T
 A 7 7 7 7 7 7 7 7 7 7 7 7 5 5 5 5 5 5 5 5 5 5 5 5
 B 5 5 5 5 5 5 5 5 5 5 5 5 3 3 3 3 3 3 3 3 3 3 3 3

guitar 2



T
 A 3 3 3 3 5 3 1 3 2
 B

with Rhythm figure 3 (3 times)

D5 5 fr. C5 D5 5 fr.




In the hang - ing gar - den

guitar 2




T
 A 3 3 3 3 3 5
 B

C5 D5 5 fr. C5




In the hang - ing gar - den



T
 A 3 1 3 5 3 3
 B

with Rhythm figure 2

D5 5 fr. C5 G5 A5 5 fr. D5 5 fr. F5 G5



2. Catch - ing ha - loes on the moon

3. See additional lyrics

Gives my hands the shapes of an - gels

guitar 1

Rhythm figure 4

T																			
A	7	7	7	7	7	7	7	7	7	7	7	7	7	7	7	7	9	9	9
B	5	5	5	5	5	5	5	5	5	5	5	5	5	5	5	3	3	3	3

In the

end Rhythm figure 4

T																			
A	7	7	7	7	7	7	7	7	7	7	7	7	7	7	7	7	5	5	5
B	5	5	5	5	5	5	5	5	5	5	5	5	5	5	5	5	3	3	3

with Rhythm figure 2

heat of the night The an - i - mals scream

In the heat of the night Walk - ing

in - to a dream...

Fall fall fall fall in - to the walls

guitar 1

T																			
A	2	2	2	2	2	2	2	2	2	2	2	2	2	2	2	2	3	3	3
B	0	0	0	0	0	0	0	0	0	0	0	0	0	0	0	0	1	1	1



Jump jump out of time

T

A 2 2 2 2 2 2 2 2 2 2 2 2 3 3 3 3 3 3 3 3 3 3 3

B 0 0 0 0 0 0 0 0 0 0 0 0 1 1 1 1 1 1 1 1 1 1 1



Fall fall fall fall Out of the sky

T

A 2 2 2 2 2 2 2 2 2 2 2 2 3 3 3 3 3 3 3 3 3 3 3

B 0 0 0 0 0 0 0 0 0 0 0 0 1 1 1 1 1 1 1 1 1 1 1



To Coda

Cov - er my face as the an - i - mals

T

A 2 2 2 2 2 2 2 2 2 2 2 2 5 5 5 5 5 5 5 5 5 5 5

B 0 0 0 0 0 0 0 0 0 0 0 0 3 3 3 3 3 3 3 3 3 3 3



D.S. al Coda




cry

guitar 2

T 3 3 3 3 5 3 1 3 2



A

B

Coda   

die In the

T																				
A	5	5	5	5	5	5	5	5	5	5	5	5	5	5	5	5	5	5	5	5
B	3	3	3	3	3	3	3	3	3	3	3	3	3	3	3	3	3	3	3	3




hang - ing gar den As the

T																				
A	5	5	5	5	5	5	7	7	7	7	7	7	7	7	7	7	7	7	7	7
B	3	3	3	3	3	3	5	5	5	5	5	5	5	5	5	5	5	5	5	5

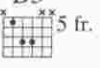
an - i - mals die

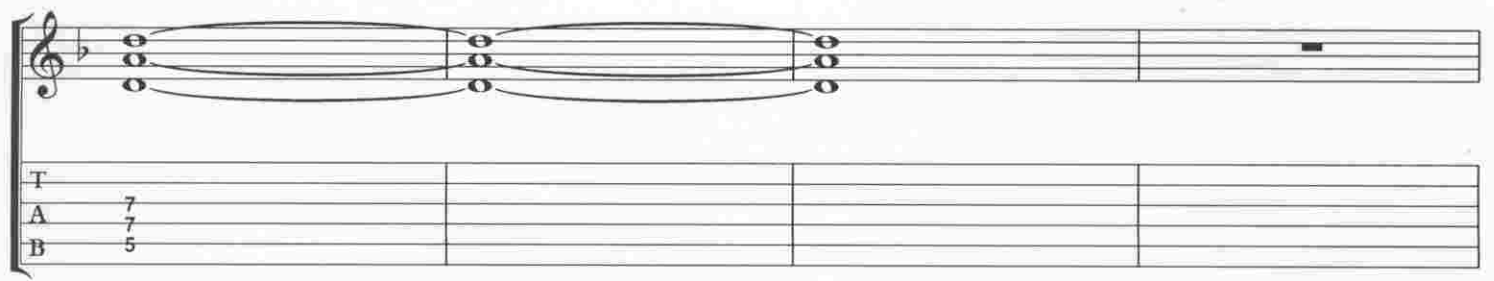

T																				
A	5	5	5	5	5	5	5	5	5	5	5	5	5	5	5	5	5	5	5	5
B	3	3	3	3	3	3	3	3	3	3	3	3	3	3	3	3	3	3	3	3

Cov - er my face as the an - i mals die

T																				
A	5	5	5	5	5	5	5	5	5	5	5	5	5	5	5	5	5	5	5	5
B	3	3	3	3	3	3	3	3	3	3	3	3	3	3	3	3	3	3	3	3

D5


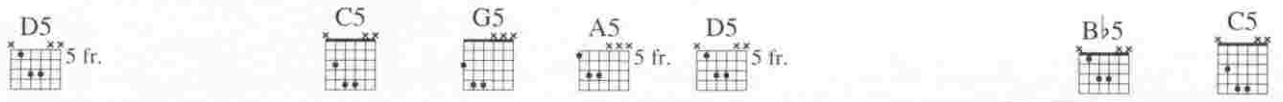



with Rhythm figure 2

C5 G5 A5 D5 F5 G5

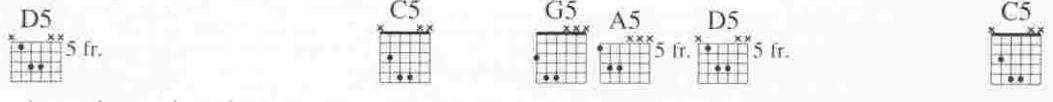


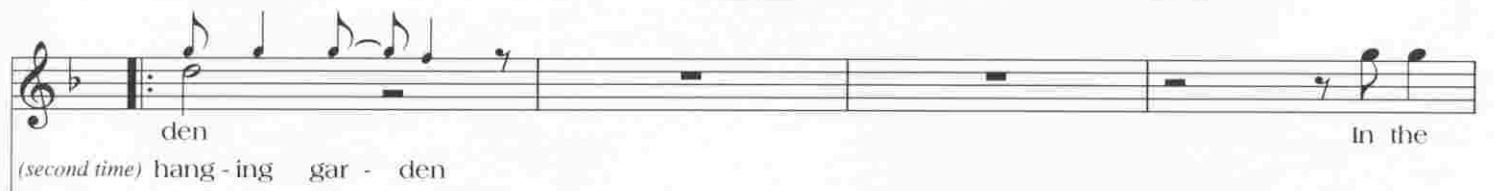

with Rhythm figure 4

D5 C5 G5 A5 D5 Bb5 C5




with Rhythm figure 1 (4 times)

D5 C5 G5 A5 D5 C5




guitar 2 (ad lib simile on repeat)



D5 5 fr. C5 G5 A5 5 fr. D5 5 fr.

hang - ing gar - den

T
A
B

C5 N.C.

In the hang - ing gar - den

T
A
B

D5 5 fr.

In the hang - ing gar - den

guitar 1

T
A
B

Additional lyrics

3. Creatures kissing in the rain
Shapeless in the dark again
In a hanging garden
Change the past
In a hanging garden
Wearing furs
And masks

THE LOVECATS

SMITH

♩ = 180

Drum Intro

guitar 1 (bass arranged for guitar)

guitar 1

Am

G

F

G

guitar 2 (piano arranged for guitar)

(vocal enters second time through)

N.C. (Am)

(G) (F)

(G)

guitar 1

Rhythm figure 1

end Rhythm figure 1

with Rhythm figure 1 (4 times)

Am  5 fr.



 



move like cag - ey ti - gers Oh we could -n't get clos - er than

2. See additional lyrics

Rhythm figure 2

5	5	5	5	5	5	5	3	1	1	1	1
5	5	5	5	5	5	5	4	2	2	2	2
7	7	7	7	7	7	7	5	3	3	3	3




  5 fr.

 5 fr. 

this The way we walk The way we talk The

end Rhythm figure 2



T	1	1	1	3	5	5	5	5	0	0	0	0
A	2	2	2	4	5	5	5	5	0	0	0	0
B	3	3	3	5	7	7	7	7	7	7	7	9

   5 fr.



with Rhythm figure 2 (2 times)

way we stalk The way we kiss We slip through the streets While

1	1	1	1	1	1	1	3				
2	2	2	2	2	2	2	4				
3	3	3	3	3	3	3	5				

ev - ry - one sleeps Get - ting big - ger and sleek - er And

  5 fr.

wid - er and bright - er We bite and scratch and scream

G F G

all night Let's go And throw All the songs we know...

C Cadd9 C Dm

In - to the sea You and me All these years and no one heard

guitar 1

T														
A					2		0							
B	3		0						3			0		2

guitar 3


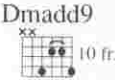


T	8	8	8	8	8	10	10	10	8	8	10	10	10	10	10
A	8	8	8	8	8	8	8	8	8	8	10	10	10	10	10
B	9	9	9	9	9	9	9	9	9	9	10	10	10	10	10
B	10	10	10	10	10	10	10	10	10	10	12	12	12	12	12

Dmadd9 Dm C Cadd9 C

I'll show you in spring It's a treach-er-ous thing We

T														
A	3		5								2		0	
B						3		3		0				3



T	12	12	12	10	8	8	8	8	8	8	10	10	10	8
A	10	10	10	10	8	8	8	8	8	8	8	8	8	8
B	10	10	10	10	9	9	9	9	9	9	9	9	9	9
B	12	12	12	12	10	10	10	10	10	10	10	10	10	10




To Coda 

missed you hissed the

3 5 3 5

10 10 10 10 10 10 12 12 12 13 13 13
 10 10 10 10 10 10 10 10 10 10 10 10
 10 10 10 10 10 10 12 12 12 12 12 12

vocal 1 with Rhythm figure 1 (2 times)

love - cats _____ We missed you hissed the

vocal 2





Ba ba ba ba ba ba ba Ba ba ba ba ba ba ba

guitar 2

Rhythm figure 3

2 0 1 3 0 1 0 1 3 1 0 1 3 1 3 0

D. S. al Coda





love - cats _____ 2. We're so

Ba ba ba ba ba ba ba Ba ba ba ba ba ba ba

end Rhythm figure 3

2 0 1 3 0 1 0 1 3 1 0 3 1 0 2 0

Coda with Rhythm figure 2 (first 2 bars)

Am  5 fr. G  F  G 

love - cats _____ We missed you hissed the

guitar 1

Rhythm figure 4 end Rhythm figure 4





T
A
B 0 7 9 3 1 8 10

with Rhythm figure 4 (3 times)

Am  5 fr. G  F  G 





love - cats _____ We missed you hissed the

with Rhythm figure 1 (6 times)
with Rhythm figure 3 (first 4 bars)

Am  5 fr. G  F  G 

vocal 1 love - cats _____ We missed you hissed the

vocal 2 Ba ba ba ba ba ba ba ba Ba ba ba ba ba ba ba ba

Am  5 fr. G  G  Am  5 fr.




love - cats _____ 3. We're so won-der - ffly won-der - ffly

G  F  G 

won-der - ffly Won-der - ffly pret - ty _____ Oh you

Am  5 fr. G  F 

know that I'd _____ do an - y - thing _____ for you _____

G  Am  5 fr. G 

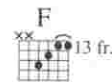
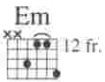

we should have each oth - er to din - ner We should



have each oth - er with cream Then curl up in the fire Get



up for a while ___ It's the groov-i - est thing It's the per-fect dream ___



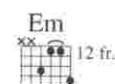
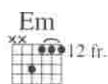
Hand in hand is the on - ly way to land Al - ways the right ___ way round ___

guitar 1

T														
A		2				2							3	
B	0				0		3							1

guitar 3

T	12	12	12	12	12	15	15	15	15	15	13	13	13	13
A	12	12	12	12	12	12	12	12	12	12	14	14	14	14
B	14	14	14	14	14	14	14	14	14	14	15	15	15	15





Not broken in piec-es Like hat-ed lit - tle meec - es


T														
A		3				2					0	2		
B	1		3		0								3	


T	15	15	15	15	12	12	12	12	12	15	15	15	15	15
A	13	13	13	13	12	12	12	12	12	12	12	12	12	12
B	14	14	14	14	12	12	12	12	12	12	12	12	12	12
B	15	15	15	15	14	14	14	14	14	14	14	14	14	14

with Rhythm figure 4 (2 times)

F  13 fr.

Fadd9  13 fr.

F  13 fr.


Am 


How could we miss Some - one as dumb as _____ this _____
(Some -

3 3 3 3 | 3 3 3 3 3 3 3 3

8

T	13	13	13	13	15	15	17	17
A	13	13	13	13	13	13	13	13
A	14	14	14	14	14	14	14	14
B	15	15	15	15	15	15	15	15

F 

Am 

_____ Missed you hissed the love - cats
one as dumb as _____ this)


Amadd9  5 fr.


Am  5 fr.


guitar 3


7	7	7	7	7	7	7	7	5
5	5	5	5	5	5	5	5	5
5	5	5	5	5	5	5	5	5
7	7	7	7	7	7	7	7	7


with Rhythm figure 1 (2 times)
with Rhythm figure 3

Am  5 fr.

G 

F 

Am  5 fr.

G 

vocal 2

Ba ba ba ba ba ba ba ba Ba _____ ba ba ba

ba ba ba ba Ba ba ba ba ba ba ba ba Ba _____

F



vocal 1

— | I love you... lets go

vocal 2

— | ba ba ba ba ba ba ba

Am

5 fr.

vocal 1

F



(vocal first time only)

— | Sol - id gone . . .

guitar 1

Guitar 1 melodic line with slurs

T	:	:	:	:	:	:	:	:	:	:	:	:	:	:	:	:	:	:	:	:
A	:	:	:	:	:	:	:	:	:	:	:	:	:	:	:	:	:	:	:	:
B	0	2	3	0	2	3	2	3	1	3	0	2	3	2	3	0				

guitar 2

Guitar 2 accompaniment with slurs

T	5				1														
A	5				1														
B	7				3														

with Rhythm figure 3 (4 times) vocal ad lib throughout

play 4 times

Am

5 fr.

Amadd9

5 fr.

Cm

8 fr.

Cmadd9

8 fr.


Cm

8 fr.

guitar 3

Guitar 3 rhythmic accompaniment with chord diagrams

T	5	5	5	5	5	5	5	7	7	7	8	8	8	8	8	10	10	8	8
A	5	5	5	5	5	5	5	5	5	5	8	8	8	8	8	8	8	8	8
B	7	7	7	7	7	7	7	7	7	7	10	10	10	10	10	10	10	10	10



Em11  7 fr. Fmaj7  8 fr. Em11  7 fr.

Love - cats _____ Love love love love


guitar 1

guitar 2



Fmaj7  8 fr. A5 

love love love love cats _____



Additional lyrics

2. We're so wonderfully wonderfully wonderfully
wonderfully pretty
Oh you know that I'd do anything for you
We should have each other to tea huh?
We should have each other with cream
Then curl up in the fire
And sleep for a while
It's the grooviest thing
It's the perfect dream

THE WALK

SMITH/TOLHURST

♩ = 129



guitar 1 (bass arranged for guitar)

T
A 2 2 5 5
B 0 0 3 3 0 0 0 0



with Rhythm figure 1 (8 times)



play 3 times
(vocal enters third time through)

1. 1

called you af - ter mid -
2. See additional lyrics

guitar 1

Rhythm figure 1 end Rhythm figure 1

T
A 2 2 5 5 2 2 2 2
B 0 0 3 5 0 0 0 0

guitar 2 (synthesizer arranged for guitar)

Rhythm figure 2 end Rhythm figure 2

T
A 5 7 5 7 4 7 7 7 5 7 5 7
B



night Then ran un - til I burst I



4 fr.

passed the howl - ing wom - an And stood out - side your door

E5 A5 G5 E5

We walked a - round a lake And

guitar 2

T 8 7 5 5 7 5

A

B

A5 G5 E5 A5 G5

woke up in the rain And ev - ry - one turned

T 7 8 5 5 8 7

A 7 7 4 7 5 8 7

B

E5 C D 4 fr. E5

o - ver Troub - led in their dreams a - gain

To Coda

T 5 5 7 5 7 8 7 10 12

A 7 8 5 10 12

B

with Rhythm figure 1 (4 times)

guitar 3 A5 G5 E5 A5 G5 E5

Rhythm figure 3 end Rhythm figure 3

T 2 2 0 2 0 2 0 2 0 2 3 2 2 2 0 2 0 2 0 2 0

A 2

B

A5 G5 E5 C D 4 fr. E5

D.S. al Coda

T 2 2 0 2 0 2 0 2 0 2 3 2 2 2 0 2 0 2 0 2 0

A 2

B

Coda

A5 G5 E5 A5 G5 E5

EV - 'ry - thing EV - 'ry - thing

guitar 1

guitar 4

Rhythm figure 4

T 0 5 2 5 0 5 5 0 5 2 5 2 5 2 5 2 0 5 2 5 0 5 5 0 5 2 5 2 5 2 5 2

T 10 10 10 12 15 10 10 10 12

A

B

A5 G5 E5 C D 4 fr. E5

EV - 'ry - thing EV - 'ry - thing

guitar 4

end Rhythm figure 4

T 0 5 2 5 0 5 5 0 5 2 5 2 5 2 0 5 2 5 0 5 5 0 0 0 0 0 0 0 0 0

T 10 10 10 12 15 10 12 10 12

A

B

with Rhythm figure 1 (8 times)

A5 G5 E5

guitar 2 *play 3 times*

T 5 7 5 7 5 7 4 7 7 7 7 5 7 5 7

with Rhythm figure 2

C D 4 fr. E5 A5 G5 E5

A5 G5 3.1 E5 A5 G5 Then

E5 C D 4 fr. E5

C5 Bm C5

kissed you in the wa - ter And made your dry lips sing

guitar 1

guitar 2

Bm G5 A5 E5

I saw you look Like a Jap - a - nese ba - by

with Rhythm figure 1 (12 times)
with Rhythm figure 3 (6 times)
with Rhythm figure 4

G5 A5 E5 A5 G5

In an in - stant I re - mem - bered ev - ry - thing _

T
A 5 5 2 2
B 3 3 0 0 0 0 0 0

T 3 7 10 12
A
B

E5 A5 G5 E5 A5 G5

Ev - 'ry - thing _ Ev - 'ry - thing _

E5 C D 4 fr. E5 A5 G5 E5

Ev - 'ry - thing _ Oh

A5 G5 E5 A5 G5 E5 C D 4 fr.

Oh Oh Oh

E5 A5 G5 E5 A5 G5

Take me for a walk _ Let's go for a walk _

E5 C D 4 fr. E5

Take me for a walk _

Additional lyrics

2. Visiting time is over
And so we walk away
And both play dead then cry out loud
Why we always cry this way?

I kissed you in the water
And made your dry lips sing
I saw you look
Like a Japanese baby
In an instant I remembered everything