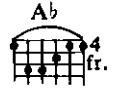
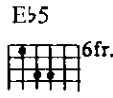
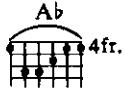


From the Motion Picture "SOMETHING TO TALK ABOUT"

SOMETHING TO TALK ABOUT

Words and Music by
SHIRLEY EIKHARD

Moderate beat



Oo, —

oo, —

mf

Eb



Ab



Eb



oo. —

Fm7



Gb⁶₉



Db




Fb



Ab





Db/Ab Ab


Db/Ab Ab



Peo - ple are talk - ing,
 I feel so fool - ish,
 talk - ing 'bout peo - ple.
 I nev - er no - ticed.




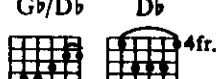
Db/Ab Ab


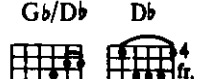
Db/Ab Ab


I hear them whis - per,
 You'd act so ner - vous,
 you won't be - lieve it.
 could you be fall - ing for me?




Db


Gb/Db Db



Gb/Db Db


They think we're lov - ers
 It took a ru - mour
 kept un - der cov - ers.
 to make me won - der.




Ab


Db/Ab Ab


Db/Ab


I just ig - nore it,
 Now I'm con - vinced
 but they keep say - ing... We
 I'm go - ing un - der.



Fm7

Gb(addAb)

Fm7

laugh just a lit - tle too loud, — stand — just a lit - tle too close, —
 Think - ing 'bout you ev - er - y day, — dream - ing 'bout you ev - er - y night, —

Gb(addAb)

Cb

Fb
0 00

we stare — just a lit - tle too long. —
 hop - ing — that you feel the same way. —

Eb7

May - be they're see - ing some - thing we don't. dar - lin'. }
 Now that we know it let's real - ly show it, dar - lin'. }

Ab

Ab7/C

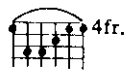
Eb7

Ab

Ab7/C

Eb7

Let's give them some - thing to talk a - bout. { Let's give them some - thing to talk
 A lit - tle mys - tery to fig -



Musical staff with treble clef, key signature of three flats, and a 4/4 time signature. The melody consists of quarter and eighth notes.

a - bout. }
 ure out. } Let's give them some-thing to talk a - bout. How a - bout love?—

Piano accompaniment for the first system, showing the left and right hands with chords and bass lines.

Guitar chord diagrams for the second system: Gb⁶/₉, Db (4fr.), F^b (0 00), Ab (4fr.), F^b (0 00), and Ab (4fr.).

Musical staff with treble clef, continuing the melody with a repeat sign at the end.

Piano accompaniment for the second system, showing the left and right hands with chords and bass lines.

Guitar chord diagrams for the third system: Ab (4fr.), A⁷/C, Eb⁷, Ab (4fr.), A⁷/C, and Eb⁷.

Piano accompaniment for the third system, showing the left and right hands with chords and bass lines.

Guitar chord diagrams for the fourth system: Ab (4fr.), A⁷/C, Eb⁷, and Fm⁷.

Piano accompaniment for the fourth system, showing the left and right hands with chords and bass lines.

Guitar chord diagrams for the fifth system: Gb⁶/₉, Db (4fr.), and F^b (0 00).

Piano accompaniment for the fifth system, showing the left and right hands with chords and bass lines.

B



No Chord

Let's give them some-thing to talk a - bout, babe,

B



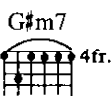
B7/D#



F#7



a lit - tle mys - tery to fig - ure out. Let's give them some-thing to talk



a - bout. How a - bout love?

Repeat and fade

B



B7/D#



F#7



B



B7/D#



F#7



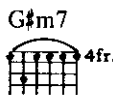
B



B7/D



F#7



A6



E



G

