

More Than That

Words & Music by Adam Anders, Franciz & LePont

♩ = 80



1. I can see — that you've been cry - - - ing.

The first system of music features a vocal line in treble clef and piano accompaniment in grand staff. The key signature has one sharp (F#) and the time signature is 2/2. The vocal line begins with a whole note rest, followed by a quarter note G4, a quarter note A4, a quarter note B4, a quarter note C5, a quarter note B4, a quarter note A4, a quarter note G4, and a half note F#4. The piano accompaniment consists of a steady eighth-note pattern in the right hand and a bass line in the left hand.



— you can't hide — it with — a lie. —

The second system continues the vocal line with a whole note rest, followed by a quarter note G4, a quarter note A4, a quarter note B4, a quarter note C5, a quarter note B4, a quarter note A4, a quarter note G4, and a half note F#4. The piano accompaniment continues with the same rhythmic pattern.



What's the use — in you — de - ny - - - ing.

The third system features a vocal line with a whole note rest, followed by a quarter note G4, a quarter note A4, a quarter note B4, a quarter note C5, a quarter note B4, a quarter note A4, a quarter note G4, and a half note F#4. The piano accompaniment continues with the same rhythmic pattern.

D/F#



Em7



D/F#



Cmaj9



the words— you have— is wrong.—

Am



G



D



2. I heard him pro - mise you— for - ev - - - er,
(Verse 3 see block lyric)

but for - ev - ers come— and— go.—

Am



D



Dsus4



D



Ba-by he— would say— what - ev - er it takes—

Am






G







D




Em  D/F#  Cmaj9 




to keep you a - live. To the truth




Em  D/F#  Cmaj9 




be - tween the lies. Oh




Em7  C  Am7 

I will love you more than that,



D  Em7  C 

I won't say the words then take



Am7 D G/E

them back. Don't give lone -

Detailed description: This system contains the first two measures of the piece. The vocal line starts with a half note 'them' on a G4, followed by a quarter note 'back.' on a B4. The piano accompaniment features a bass line with eighth notes and a treble line with chords and moving lines. Chord diagrams for Am7, D, and G/E are provided above the staff.

C Am7 D Cmaj7

li - ness a chance. ba - by lis - ten to me when

Detailed description: This system contains the next two measures. The vocal line continues with 'li - ness' on a G4, 'a chance.' on a B4, and 'ba - by lis - ten to me when' on a G4. The piano accompaniment continues with similar rhythmic patterns. Chord diagrams for C, Am7, D, and Cmaj7 are provided above the staff.

1. Am D

I say I will love you more than that.

Detailed description: This system contains the third measure. The vocal line has a quarter rest, followed by 'I say' on a G4, 'I will love' on a B4, and 'you more than that.' on a G4. The piano accompaniment has a quarter rest in the first half of the measure. Chord diagrams for Am and D are provided above the staff.

Em7 Am D

Hey. There's

Detailed description: This system contains the fourth measure. The vocal line has a quarter rest, followed by 'Hey.' on a G4 and 'There's' on a B4. The piano accompaniment has a quarter rest in the first half of the measure. Chord diagrams for Em7, Am, and D are provided above the staff.



not a day— that pas - ses by— I don't won - der why— we hav -



- n't tried... It's not too late— to change— your mind... Take my hand.



don't say good - - - bye.








I will love— you more— than that, I won't


G/B  C  Am  D 




say the words — then take — them back. — Oh. —




G/B  C  A7sus4  D/A  D 

I will love — you more — than that. — I won't



Em7  C  Am7 

say — the words — then take — them back. —



D  Em7  C 

Don't give lone - - - li - ness



