

## DOGS

GILMOUR-WATERS

♩ = 103  
x Dm9 4th fr.

The first system of musical notation consists of two staves. The upper staff is in treble clef and contains a complex, rhythmic accompaniment of chords, primarily Dm9, with a '4th fr.' (fourth fret) indicated. The lower staff is in bass clef and contains a simple bass line with quarter notes and eighth notes.

Bb

The second system of musical notation consists of two staves. The upper staff continues the complex chordal accompaniment, now primarily Bb. The lower staff continues the bass line with quarter notes and eighth notes.

Am9sus4  
x o 4th fr.

The third system of musical notation consists of two staves. The upper staff continues the complex chordal accompaniment, now primarily Am9sus4, with a '4th fr.' (fourth fret) indicated. The lower staff continues the bass line with quarter notes and eighth notes.

The fourth system of musical notation consists of two staves. The upper staff continues the complex chordal accompaniment with various chords. The lower staff continues the bass line with quarter notes and eighth notes.

Bb7

The fifth system of musical notation consists of two staves. The upper staff continues the complex chordal accompaniment, now primarily Bb7. The lower staff continues the bass line with quarter notes and eighth notes.

x Dm9 4th fr.

You got - ta be cra - zy you

Bb

got-ta have a real need, Got-ta sleep on your toes, and

when you're on the street, you got - ta be a - ble to pick out the eas - y meat with your eyes

x Am9sus4 4th fr.

closed. Then mov - ing in sil - ent - ly,

B $\flat$ 7

down wind and out of sight, you got - ta strike when the mom - ent is right, with-out

x Dm9 4th fr.

think - ing \_\_\_\_\_ And af - ter a while, \_

you can work on points of style, \_\_\_\_\_ like the

B $\flat$

club tie and the firm - hand - shake, \_ a cer-tain look in the eye \_ and an eas-y smile

Am9sus4  4th fr.



You have to be trus - ted. — by the

Bb7 

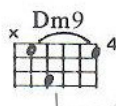



peo-ple that you lie to, — so that when they turn their backs on you



You'll get the chance to put — the knife in.

Guitar solo

Dm9  4th fr.



3

B $\flat$

This system contains the first two measures of music. The guitar part features a B $\flat$  chord diagram. The piano accompaniment consists of a steady eighth-note pattern in the right hand and a simple bass line in the left hand.

Am9sus4  
x o 4th fr.

This system contains the next two measures. The guitar part features an Am9sus4 chord diagram. The piano accompaniment continues with the same rhythmic pattern.

This system contains the next two measures of music, continuing the piano accompaniment and guitar part.

B $\flat$ 7

This system contains the next two measures. The guitar part features a B $\flat$ 7 chord diagram. The piano accompaniment continues with the same rhythmic pattern.

Dm9  
x 4th fr.

This system contains the next two measures. The guitar part features a Dm9 chord diagram. The piano accompaniment continues with the same rhythmic pattern.

You've got - ta keep one eye, look - ing ov - er your shoul - der

This system contains the final two measures. The vocal line enters with the lyrics "You've got - ta keep one eye, look - ing ov - er your shoul - der". The piano accompaniment features a sustained chord in the right hand and a simple bass line in the left hand.

A WOLF IN SHEEPS CLOTHING

Bb



You know it's gon - na get hard - er, hard - er and hard - er as you get old - er

Am9sus4

x o 4th fr.



Yeah, and in the end you'll pack up and fly down south,

Bb7



hide your head in the sand. Just an - oth - er sad old - man -

Dm9 x 4th fr.



All a - lone - and dy - ing - of can - cer -

Bb

Bb7

C<sup>o</sup>

Half tempo

C

F

Eb

Dm

x<sup>o</sup> Dm9 4th fr

C7

Dm

A

F

Em

SICK AS A DOG

Dm C

Chords simile

Guitar solo ad lib.

Bb C

Chords simile

Dm C

Chords simile

Bb C chords simile Dm A F Em

Dm C

chords simile

And when you lose con trol,—

you'll reap the har - vest you have

chords simile

sown

And as the fear— grows,—



PORK PIE HAT

Dm  Bb 

The bad\_ blood slows and turns\_ to stone\_



A  Dm  C 

And it's\_ too late to lose\_ the weight



Dm  C  chords simile   Bb  C 

— you used\_ to need\_ to throw a round. — So have a good down as you



Dm  A  F  A  Dm 

go down\_ all a - lone\_ dragged down\_ by the stone.



Bb7

Tempo I

Dm9 4th fr.

Got-ta ad - mit

that I'm a

Bb

lit - tle bit con - fused, —

some - times it seems to me, —

as if I'm just be - ing — used. —

Am9sus4



Got - ta stay a - wake got-ta try and shake off this creep-ing mal-aise. —

Bb7



If I don't stand my own ground, —

Dm9 4th fr.



how can I find my way out of this maze, deaf, dumb and blind. —

You just keep on pre-ten-ding that

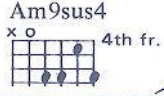
**Bb**




ev - 'ry one's ex-pend-a- ble— and no one has a real friend.



**Am9sus4**  
x 0 2 3 3 1 4th fr.



And it seems to you— the thing to do,— would be to



**Bb7**



i - so - late—the win-ner. And ev 'rything's done un-der the sun,—



and you be-lieve at heart ev - 'ry - one's a kil - ler



Half tempo

Dm C Dm

C Dm Bb

F Eb F Eb

Dm F C Dm C F C

Who was born in a house— full of pain who was train'd not to spit— in the

Dm C F Dm C F C

fan, who was told what to do by the man, who was bro-ken by train'd per-son-nel,

Dm C F Dm C F C

DOGGER BANK

The musical score is written for guitar and piano. The guitar part is in the upper system of each pair, and the piano accompaniment is in the lower system. The key signature has one flat (B-flat), and the time signature is 4/4. The guitar part includes various chord diagrams for Dm, C, F, and Bb. The piano part features a steady accompaniment with chords and moving lines in both hands.

who was fit - ted with col - lar — and chain      who was giv - en a pat — on the back,

who was break - ing a way — from the pack,      who was on - ly a strang - er at home,      who was

ground down — in the end,      who was found dead — on the phone,      who was dragged down — by the

stone      who was dragged down — by the stone.

Chord diagrams shown: Dm, C, F, Bb, A, F, A7, Dm9 4th fr.