

VAN HALEN

JUMP

Words and Music by
EDWARD VAN HALEN, ALEX VAN HALEN,
MICHAEL ANTHONY and DAVID LEE ROTH

Bright Rock beat

Chord diagrams and musical notation for the first system:

- Chord 1: G/C (3 fr.)
- Chord 2: C
- Chord 3: F/C
- Chord 4: G/C (3 fr.)
- Chord 5: C
- Chord 6: F/C

Chord diagrams and musical notation for the second system:

- Chord 1: C/F
- Chord 2: Gsus4
- Chord 3: G/C (3 fr.)
- Chord 4: C
- Chord 5: F/C
- Chord 6: G/C (3 fr.)

Chord diagrams and musical notation for the third system:

- Chord 1: C
- Chord 2: F/C
- Chord 3: C/F
- Chord 4: Gsus4
- Chord 5: G/C (3 fr.)
- Chord 6: C

Chord diagrams and musical notation for the fourth system:

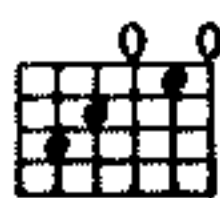
- Chord 1: F/C
- Chord 2: G/C (3 fr.)
- Chord 3: C
- Chord 4: F/C
- Chord 5: C/F
- Chord 6: Gsus4

Jump - 8 - 1

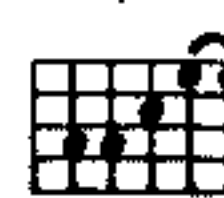
F/C



C



F/C



Musical notation for the first system, including treble and bass staves.

C/F



Gsus4



G/C



3fr.

C



F/C



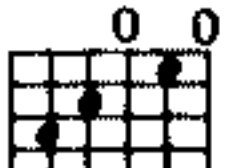
G/C



3fr.

Musical notation for the second system, including lyrics: "I get up, — and noth - ing gets — me".

C



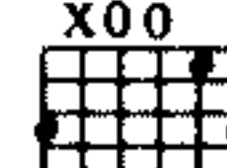
F/C



C/F



Gsus4

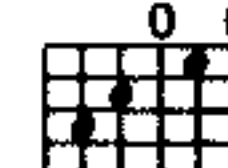


G/C



3fr.

C



Musical notation for the third system, including lyrics: "down. You got it tough."

F/C

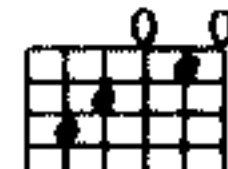


G/C



3fr.

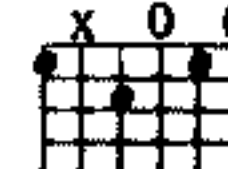
C



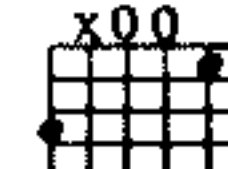
F/C



C/F



Gsus4



Musical notation for the fourth system, including lyrics: "I seen the tough - est soul — a - round. — And I".

G/C 3fr. C F/C G/C 3fr. C F/C

know, ba - by, just — how you feel. —

C/F Gsus4 G/C 3fr. C F/C G/C 3fr.

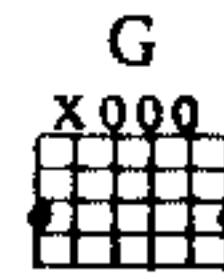
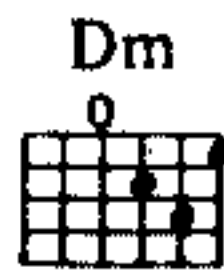
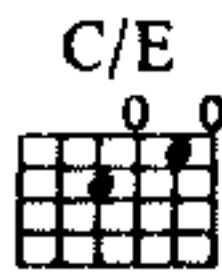
You got to roll — with the punch - es to get to what's

C F/C C/F Gsus4 Am

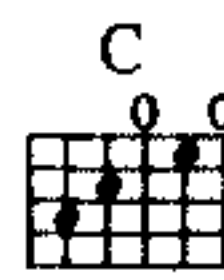
real. — Ah, can't you see me stand - ing here? I got my

F C/E Dm

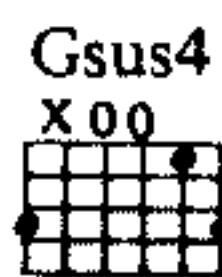
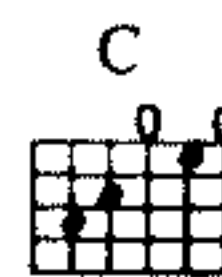
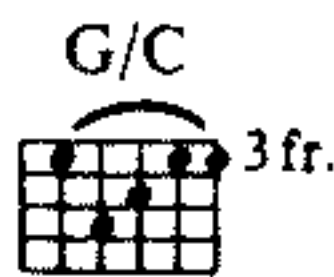
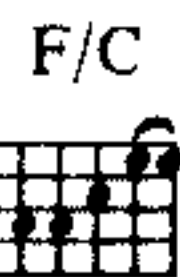
back a - gainst the rec - ord ma - chine. — I ain't the worst that you've seen. —



Ah, can't you see what I mean?

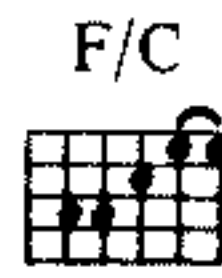
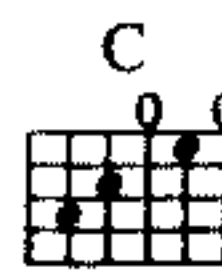
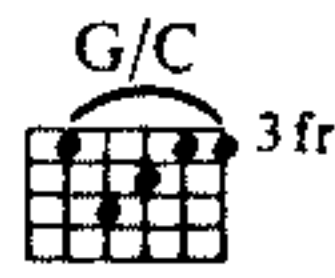
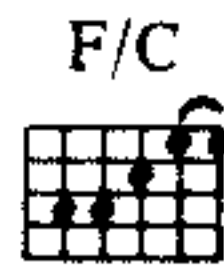
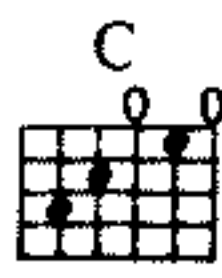


Ah, might as well jump.



To Coda

Might as well jump. — Go a - head and jump. —



Go a - head and jump. —

C/F Gsus4 G/C C F/C G/C

How old — are you? — Who said that? — Ba - by, how — you been? —

C F/C C/F Gsus4 G/C C

You say you don't know. — You won't

F/C G/C C F/C C/F Gsus4

D. S. al Coda

know — un - til you be - gin. — So can't you

Coda G/C C F/C G/C C F/C

Go a - head and jump. —

C/F Gsus4

Bbm

Gb

Ab 4fr.

Db 4fr.

Jump!

Bbm Gb Ab 4fr.

Db 4fr.

Bbm

Gb

Ab 4fr.

Db

Bbm

Gb

Ab 4fr.

Db 4fr.

G/C 3fr.

C

G/C 3fr.

F/C

G/C 3fr.

C

G/C 3fr.

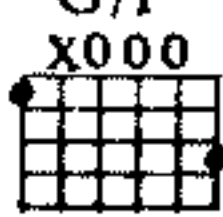
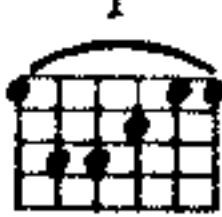
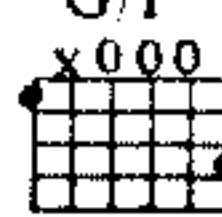

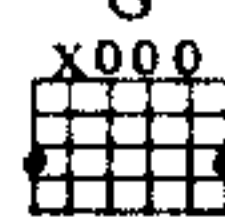
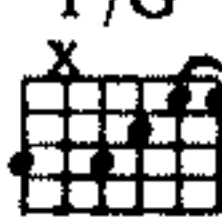
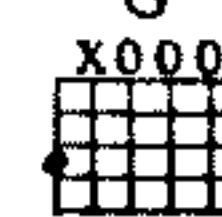
F/C


G/F X000

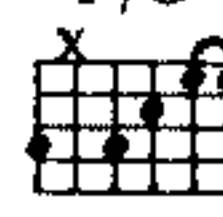


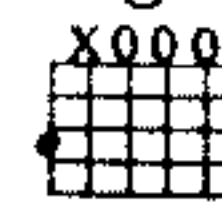

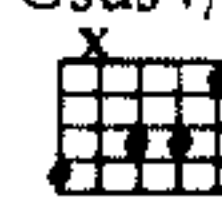
F


G/F X000

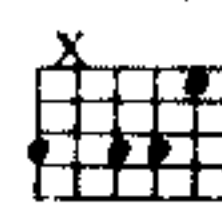
F


G/F  F  G/F  F/G  G  F/G  G 



F/G  G  F/G  G  F/G  Gsus4/Bb 

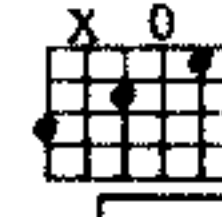
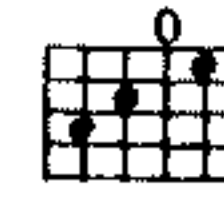



Gsus4/A 

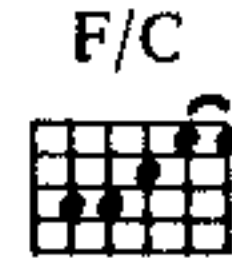
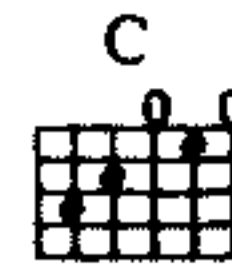
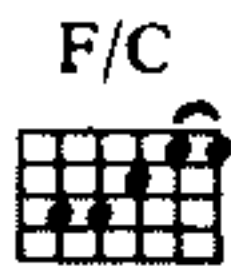
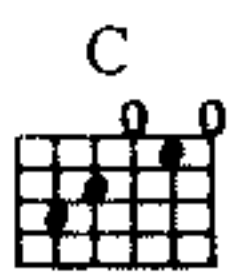


Gsus4/Ab 

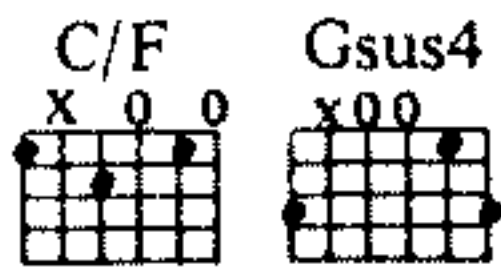


C/G  C 



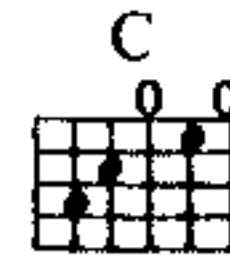
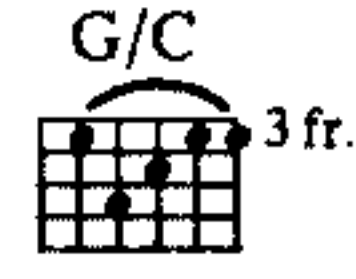
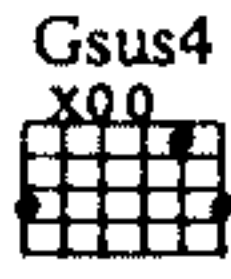
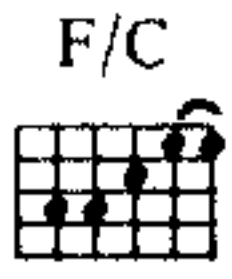
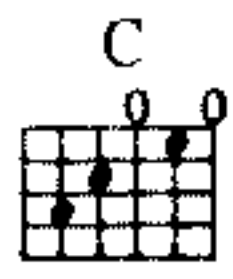


Musical notation for the first system, including treble and bass staves.



Musical notation for the second system, including treble and bass staves.

Repeat and fade

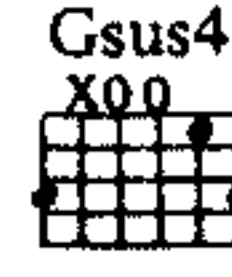
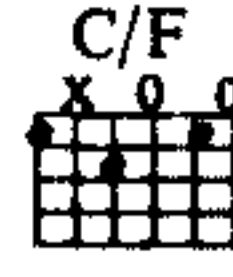
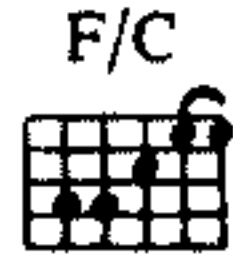
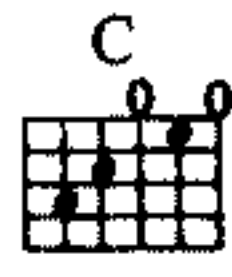
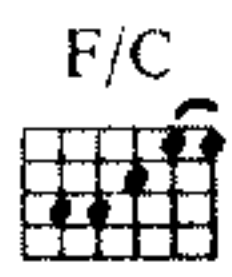


Musical notation for the third system, including treble and bass staves.

Might as well

jump.

Musical notation for the fourth system, including treble and bass staves.



Musical notation for the fifth system, including treble and bass staves.

Go a - head and

jump. -

Might as well

Musical notation for the sixth system, including treble and bass staves.