

# When It's Love

Words and Music by  
Edward Van Halen, Sammy Hagar,  
Michael Anthony and Alex Van Halen

Medium tempo

The musical score is written for guitar and piano. It consists of four systems of music, each with guitar chords and piano notation. The piano part is marked *mf* and *R.H.* (Right Hand). The guitar part includes various chords and fretting instructions.

**System 1:** Chords: D, A, D/F#, Gsus2 (1st ending). Piano notation: Treble clef, 4/4 time, *mf*, *R.H.*

**System 2:** Chords: Gsus2 (2nd ending), D, A, D/F#, Gsus2 (1st ending). Piano notation: Treble clef, 4/4 time.

**System 3:** Chords: Gsus2 (2nd ending), F6/9 (no 3rd) 3fr., Csus2 3fr., G5. Piano notation: Treble clef, 4/4 time.

**System 4:** Chords: D5, Fsus2, Gsus2, Am, D5, Fsus2, Gsus2, Bb maj 7, C (1st and 2nd endings). Piano notation: Treble clef, 4/4 time.

D5



Fsus2



Gsus2



Am



Ev - 'ry - bod - y's look - in' for some - thin',  
You look at ev - 'ry face in a crowd.

D5



Fsus2



Gsus2



Bbmaj 7



C



D5



Fsus2



Gsus2



some - thin' to fill in the holes. — We think a lot but don't  
Some shine and some keep you guess - in'. Wait - ing for some - one to

Am



D5



Fsus2



C



Am



talk much a - bout it — till things get out of con - trol. —  
come in - to fo - cus, — teach you your fi - nal love les - son. —

D



A



Bm



How do I know when it's love? — I can't tell you, but it lasts for - ev -

D/E                      A                      D                      A

er.                      How does it feel\_ when it's love?\_                      It's just some-




1. Bm                      D/E                      A                      D5                      Fsus2                      Gsus2

thing you feel                      to - geth - er                      when it's love. \_\_\_\_\_


Am                      D5                      Fsus2                      Gsus2




2. Bm                      C/F                      Gsus4                      F

thing you feel                      to - geth - er.                      (Ah, \_\_\_\_\_)


G  F  G 





Oh, \_\_\_\_\_ when it's \_\_\_\_\_ love, \_\_\_\_\_ ah, \_\_\_\_\_ you can feel \_\_\_\_\_ it, yeah.



F  G  Am 


ah.) \_\_\_\_\_ Noth - ing's miss - ing, \_\_\_\_\_











D5  Fsus2  Gsus2  Am 

(Lead gtr. ad lib)

\_\_\_\_\_ yeah.



1. D5  Fsus2  Gsus2  Bbmaj7  C  2. D5  Fsus2 





(Ah, \_\_\_\_\_) Yeah, — you can feel

The first system of the musical score features a vocal line and piano accompaniment. The vocal line begins with a whole rest, followed by a melodic phrase starting on a half note G4, moving through A4, B4, and C5, then descending to B4, A4, and G4. The piano accompaniment consists of a steady eighth-note bass line in the left hand and chords in the right hand. Chord diagrams for C, Am, F, and G are provided above the vocal line.



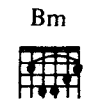
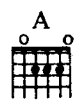
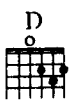
it, ah, \_\_\_\_\_ oh, \_\_\_\_\_ when it's — love. — ah.) \_\_\_\_\_

The second system continues the vocal and piano parts. The vocal line has a melodic phrase starting on a half note G4, moving to A4, B4, and C5, then descending to B4, A4, and G4. The piano accompaniment maintains the eighth-note bass line and chords. Chord diagrams for F, G, and F are shown above the vocal line.



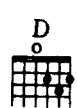
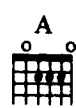
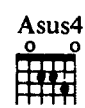
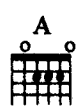
— Noth - ing's miss - ing. \_\_\_\_\_

The third system concludes the musical score. The vocal line features a melodic phrase starting on a half note G4, moving to A4, B4, and C5, then descending to B4, A4, and G4. The piano accompaniment continues with the eighth-note bass line and chords. Chord diagrams for G and Am are provided above the vocal line.



(1,3.) How do I know\_ when it's love?\_ I can't tell\_ you, but it lasts for - ev -  
 (2.) How does it feel\_ when it's love?\_ It's just some - thing you feel to - geth -

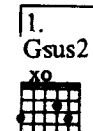
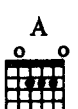
1.2.



3.

er. er. when it's love. \_

R.H.



Oh, \_\_\_\_\_ when it's love. \_

2.

Gsus2



D



A



It lasts for - ev - er when it's love. —  
(Vocal ad lib after 1st time)

1. - 5.

6.

D/F#



Gsus2



Gsus2



Ooh, — when it's — love. —

F6/9(no 3rd)



3fr.

Csus2



3fr.

F6/9(no 3rd)



3fr.

Csus2



3fr.

D5

