

ALL FOR LOVE

from Walt Disney Pictures' THE THREE MUSKETEERS

Words and Music by BRYAN ADAMS,
ROBERT JOHN TMMUTT LANGE and MICHAEL KAMEN

Moderately (not too fast)

D5  5fr

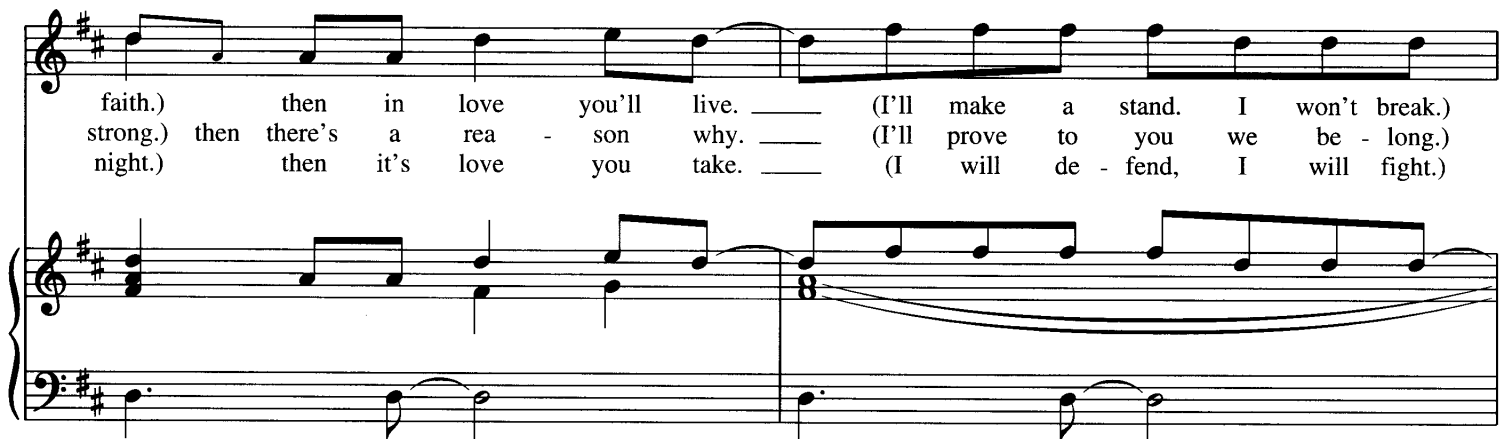
D 


When it's love you give — (I'll be a man of good
— (I swear I'll al - ways be
— (I'll be the fire in your


mf



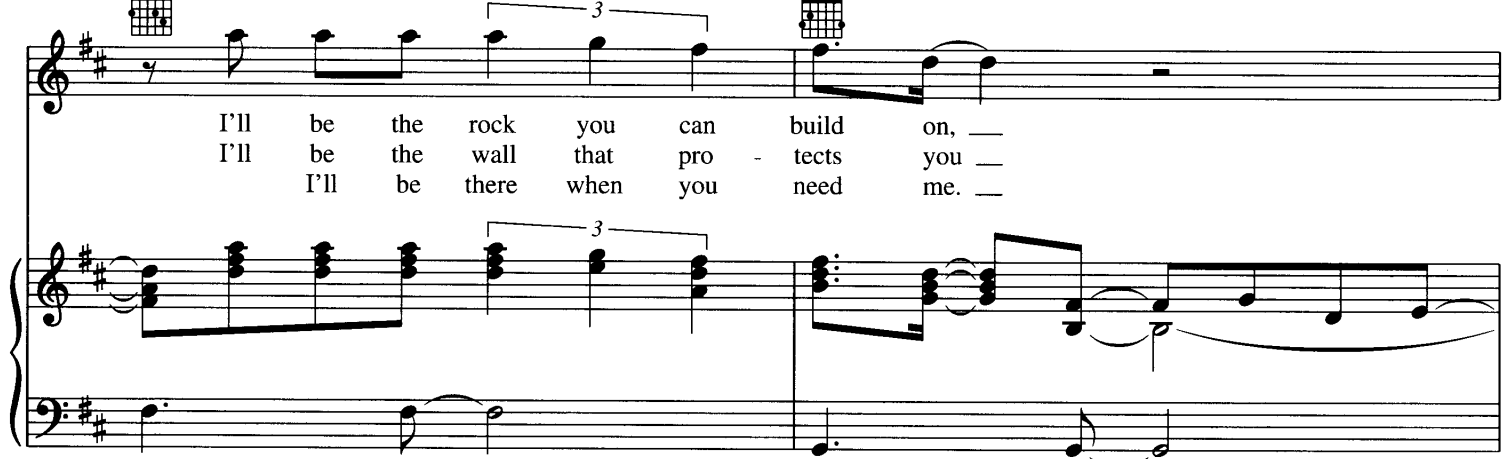
faith.) then in love you'll live. — (I'll make a stand. I won't break.)
strong.) then there's a rea - son why. — (I'll prove to you we be - long.)
night.) then it's love you take. — (I will de - fend, I will fight.)



D/F#  3

G 

I'll be the rock you can build on, —
I'll be the wall that pro - tects you —
I'll be there when you need me. —



D/A



be there when you're old, to have and to
 from the wind and the rain, from the hurt and to
 When hon - or's at stake, this vow I will

1



2,3



N.C.

hold. When there's love in - side pain. Let's make it
 make: that it's }

G



all for one and all for love.

Em7



D/A



Let the one you hold be the one you want, the one you

A D/F# G Bm A D/F# G

need, 'cause when it's all for one it's one for all. _____ When there's

Em7 D/F# G D/A

some - one that should know then just let your feel - ings show and make it

G D/F# Em7 A To Coda D

all for one and all for love. _____ When it's love you make -

D.S. al Coda

CODA D Bm

Don't lay our

G Em7 D/F# G A

love to rest 'cause we could stand up to the test. We got

Bm D/F#

ev - 'ry - thing and more — than we had planned, —

G A Bm

— more than the riv - ers that run — the land. —

D/F# G A

— We've got it all — in our hands.

G Em7 Dsus D

This system contains the first four measures of the piece. The guitar part is shown in a single staff with chord diagrams for G, Em7, Dsus, and D. The piano accompaniment is in a grand staff (treble and bass clefs) with a key signature of one sharp (F#) and a 4/4 time signature. The piano part features a melodic line in the right hand and a bass line in the left hand, with a triplet of eighth notes in the second measure.

Dsus D G Em7

This system contains the next four measures. The guitar part continues with chord diagrams for Dsus, D, G, and Em7. The piano accompaniment continues with a similar melodic and bass line structure, featuring various chord voicings and rhythmic patterns.

Asus A N.C.

Now it's all for one and all for love. —

This system contains the next four measures, starting with a vocal line. The guitar part uses Asus and A chords, followed by a 'N.C.' (no chord) instruction. The piano accompaniment provides harmonic support for the vocal line. The lyrics are: "Now it's all for one and all for love. —"

G Em7

(It's all for love.) — Let the one you hold be the one you

This system contains the final four measures. The guitar part uses G and Em7 chords. The piano accompaniment continues. The lyrics are: "(It's all for love.) — Let the one you hold be the one you".

D/A A D/F# G Bm A D/F#

want, — the one you need, 'cause when it's all for one it's one for all.

G Em7 D/F# G D/A

— (It's one for all.) When there's some-one that should know then just let your feel-ings show. When there's

Bm7 2fr D/F# G D/A Em7

some-one that you want, — when there's some-one that you need — let's make it all, all for one —

Gm 3fr Gm7 3fr Asus D

— and all for love. —

a tempo