

# BRIGHTON ROCK

Words and Music by  
BRIAN MAY

Medium Rock

Voice 8va higher (optional)

C#



F#



C#



F#



B



E



1. Hap - py lit - tle day,  
2. Jen - ny, will you stay,

B



E



B



E



Jim - my went a - way,  
tar - ry with me, pray,

Met his lit - tle Jen - ny on a  
Noth - ing 'ere need come be - tween us, tell me,

F#7



B



E



pub - lic hol - i - day.  
love, what do you say?"

A hap - py pair they made, so  
"Oh no, I must a - way to my

B



E



B

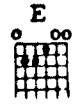
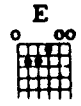


E

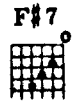
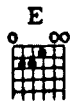
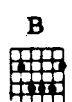


dec - o - rous - ly laid,  
mum in dis - ar - ray,

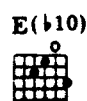
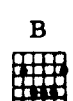
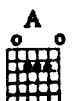
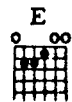
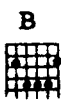
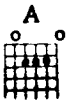
'Neath the gay il - lu - mi - na - tions all a -  
If my moth - er should dis - cov - er how I



no. I'm com - pro - mised, I must a - pol - o - gise, If my



la - dy should dis - cov - er how I spent my hol - i - days."



F#7



A



long the prom - e - nade. It's so good to know there's still a lit - tle  
spent my hol - i - day. It would be of small a - vail to talk of

E



B (D# bass)



C#m



G# (B# bass)



C#m



B



E



mag - ic in the air, I'll weave my spell.  
mag - ic in the air, I'll say fare -

C#



F#



C#



F#



2.

E



C#m



well."

Oh, Rock Of Ag -

E A B E

es, do not crum - ble, love is breath - ing still.

The first system of music features a vocal line in treble clef and piano accompaniment in grand staff (treble and bass clefs). The key signature has three sharps (F#, C#, G#). The vocal line contains the lyrics: "es, do not crum - ble, love is breath - ing still." Above the vocal line, four guitar chord diagrams are shown for E, A, B, and E. The piano accompaniment consists of chords in the right hand and a rhythmic bass line in the left hand.

C#m F#7 B7

Oh la - dy moon shine down a lit - tle peo - ple mag -

The second system continues the musical piece. The vocal line has the lyrics: "Oh la - dy moon shine down a lit - tle peo - ple mag -". Above the vocal line, three guitar chord diagrams are shown for C#m, F#7, and B7. The piano accompaniment continues with chords and a bass line.

A E

ic if you will.

The third system shows the vocal line with the lyrics: "ic if you will." Above the vocal line, two guitar chord diagrams are shown for A and E. The piano accompaniment continues.

A E A

The fourth system shows the piano accompaniment for the final part of the page. Above the vocal line, three guitar chord diagrams are shown for A, E, and A. The piano accompaniment continues with chords and a bass line.

G

The first system of music features a guitar chord diagram for G (x00032) above the first staff. The piano accompaniment consists of a treble clef staff with a melodic line and a bass clef staff with a rhythmic accompaniment.

C# F# C# F#

The second system continues the piano accompaniment with four guitar chord diagrams: C# (x11311), F# (x22322), C# (x11311), and F# (x22322).

B E B E

Jen - ny pines a - way, writes a let - ter ev - 'ry day, "We must

The third system introduces the vocal line in the treble clef. The guitar chord diagrams are B (x24422), E (x02200), B (x24422), and E (x02200). The lyrics are: "Jen - ny pines a - way, writes a let - ter ev - 'ry day, 'We must

B E F#7

ev - er be to - geth - er, noth - ing can my love e - rase." "Oh

The fourth system concludes the piece with guitar chord diagrams for B (x24422), E (x02200), and F#7 (x23212). The lyrics are: "ev - er be to - geth - er, noth - ing can my love e - rase." "Oh