

# STRAIGHT FROM THE HEART

Words and Music by BRYAN ADAMS  
and ERIC KAGNA

Moderate Rock Ballad

C5

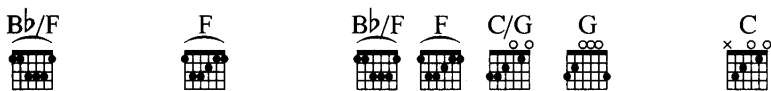


C



I could start dream-ing but it

nev - er ends. \_ As long as you're gone \_ we may as well \_ pre-tend. I've been



dream - ing \_ straight from the heart. \_

You say it's eas - y, but who's — to say —  
I'll see you on the street some oth - er time, —

that and we'd be a - ble to just keep it this way? — But it's  
and all our words would fall out of line — while we're

Bb/F F Bb/F F C/G G C

eas - i - er — com - in' straight from the heart. — }  
dream - ing — straight from the heart. — }

F G C

Oh, give it to me straight — from the heart. — Tell me we can

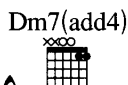


make { an - oth - er } start. — You know I'll nev - er go — as long as I know \_

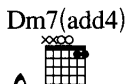
one more



1 — it's com-in' straight from the heart. — 2 — it's com-in' straight from the heart. —



Oh. —



Don't ev - er leave \_ me, dar - lin'.

G Dm7(add4) Em7 Fmaj9

The first system of music features a piano accompaniment with a treble and bass clef. The melody in the treble clef consists of eighth and quarter notes, while the bass clef provides a steady accompaniment of quarter notes. Chord diagrams for G, Dm7(add4), Em7, and Fmaj9 are shown above the staff.

G C C/E F G C

Oh, — whoa, whoa. — Straight — from the heart. — Tell me we can

The second system includes a vocal line with lyrics and a piano accompaniment. The vocal line has a melodic line with some rests. The piano accompaniment continues with a similar rhythmic pattern. Chord diagrams for G, C, C/E, F, G, and C are positioned above the vocal staff.

F G C G/B Am Cmaj7/G

make one more — start. — You know I'll nev - er go — as long as I know. —

The third system features a vocal line with lyrics and a piano accompaniment. The vocal line includes a rest before the word 'make'. The piano accompaniment maintains the established harmonic and rhythmic structure. Chord diagrams for F, G, C, G/B, Am, and Cmaj7/G are shown above the vocal staff.

F C/G G F G C

— Give it to me now, — straight — from the heart. — Tell me we can

The fourth system contains a vocal line with lyrics and a piano accompaniment. The vocal line starts with a rest. The piano accompaniment concludes the piece with the same accompaniment pattern. Chord diagrams for F, C/G, G, F, G, and C are placed above the vocal staff.

F G C G/B Am Cmaj7/G

make one more\_ start. \_\_\_\_ You know I'll nev - er go \_\_\_\_ as long as I know \_

This system contains the first two staves of music. The top staff is the vocal line with lyrics. The bottom staff is the piano accompaniment. Above the vocal staff, guitar chord diagrams are provided for F, G, C, G/B, Am, and Cmaj7/G.

F C/G G N.C. F G C

\_\_\_\_ it's com-in' straight\_ from the heart. Give it to me! Oh\_ no. \_\_\_\_ oh no. \_\_\_\_

This system contains the second two staves of music. The top staff is the vocal line with lyrics. The bottom staff is the piano accompaniment. Above the vocal staff, guitar chord diagrams are provided for F, C/G, G, N.C., F, G, and C.

F G C G/B Am Cmaj7/G

Straight\_ from the heart. \_\_\_\_ You know I'll nev - er go \_\_\_\_ as long as I know \_

This system contains the third two staves of music. The top staff is the vocal line with lyrics. The bottom staff is the piano accompaniment. Above the vocal staff, guitar chord diagrams are provided for F, G, C, G/B, Am, and Cmaj7/G.

F C/G G C

\_\_\_\_ it's com - in' straight from the heart. \_\_\_\_

*rit.*

This system contains the final two staves of music. The top staff is the vocal line with lyrics. The bottom staff is the piano accompaniment, which concludes with a *rit.* (ritardando) marking. Above the vocal staff, guitar chord diagrams are provided for F, C/G, G, and C.